

# SGZ 21

脉冲群发生器 - 脉冲密度计数器



## Short description

脉冲群发生器SGZ21产生零电势脉冲状干扰信号。它采用电气隔离的对称输出。SGZ21的电流脉冲可以部分地与构件、电缆、屏蔽或者接地系统耦合；可以注入模块，或者间接通过场源耦合进入受测设备。SGZ21内置一个脉冲密度计数器，通过光学输入端口测量模块产生的信号。

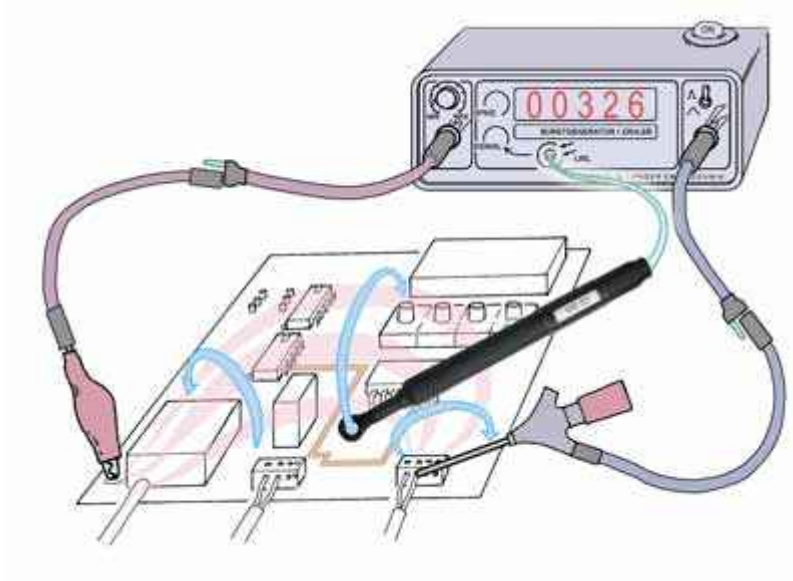
During burst testing with the S21 sensor which is installed on the assembly, electrical signals from the assembly are transformed into optical signals. The pulse rate counter of SGZ 21 detects these optical signals. Furthermore, the MS 02 magnetic field probe can measure burst magnetic fields on the assembly and can transform them into optical signals during the test. This measuring procedure is suitable for signal monitoring during the burst tests or before and after measurements for controlling the EMC steps.

## Technical parameters

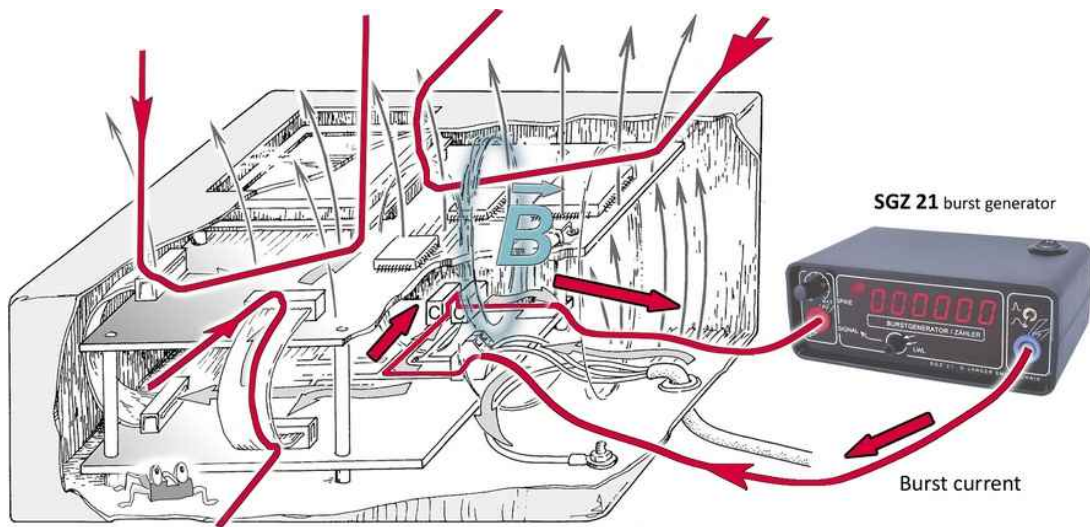
|                       |                     |
|-----------------------|---------------------|
| <b>脉冲参数</b>           |                     |
| 上升时间                  | ca. 2 ns            |
| 波尾时间                  | ca. 10 ns           |
| 峰值                    | ca. 0... 1500 V     |
| <b>光学输入</b>           |                     |
| 光纤                    | 2.2 mm              |
| 最大频率                  | 5 MHz               |
| 最小脉冲宽度                | 100 ns              |
| <b>计数器</b>            |                     |
| 显示屏                   | 6 digit             |
| (门电路) 选通时间            | 1 s                 |
| <b>电源电压</b>           | 12 V / 200 mA       |
| <b>尺寸 (L x W x H)</b> | (154 x 100 x 62) mm |

# SGZ 21

脉冲群发生器 - 脉冲密度计数器



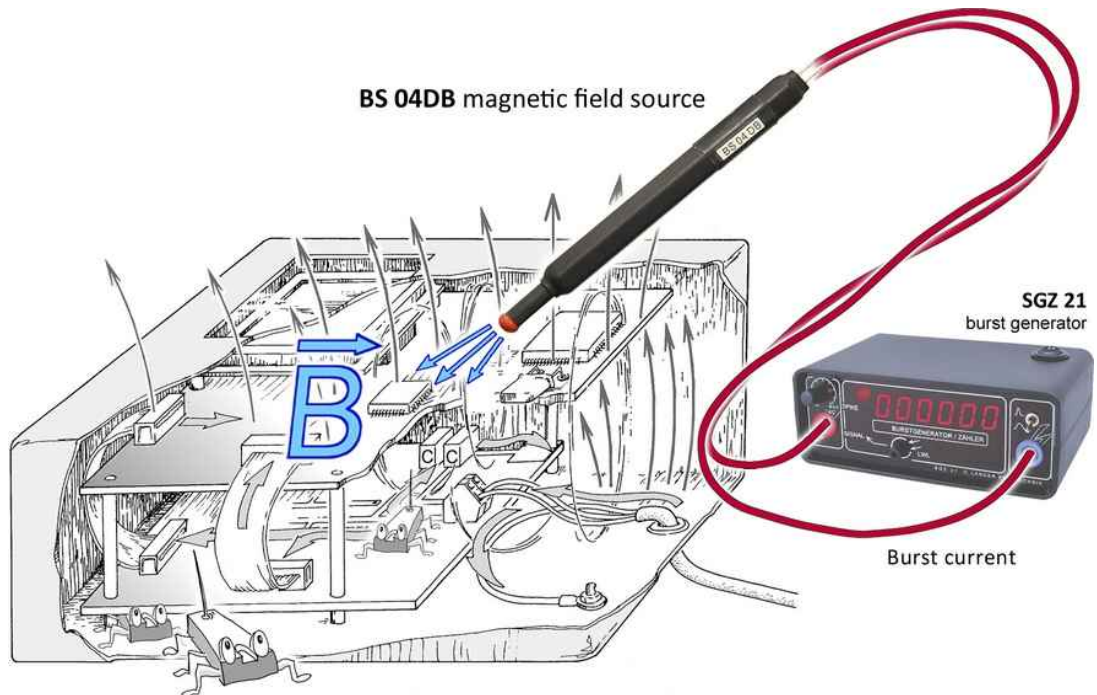
Measurement strategy with SGZ



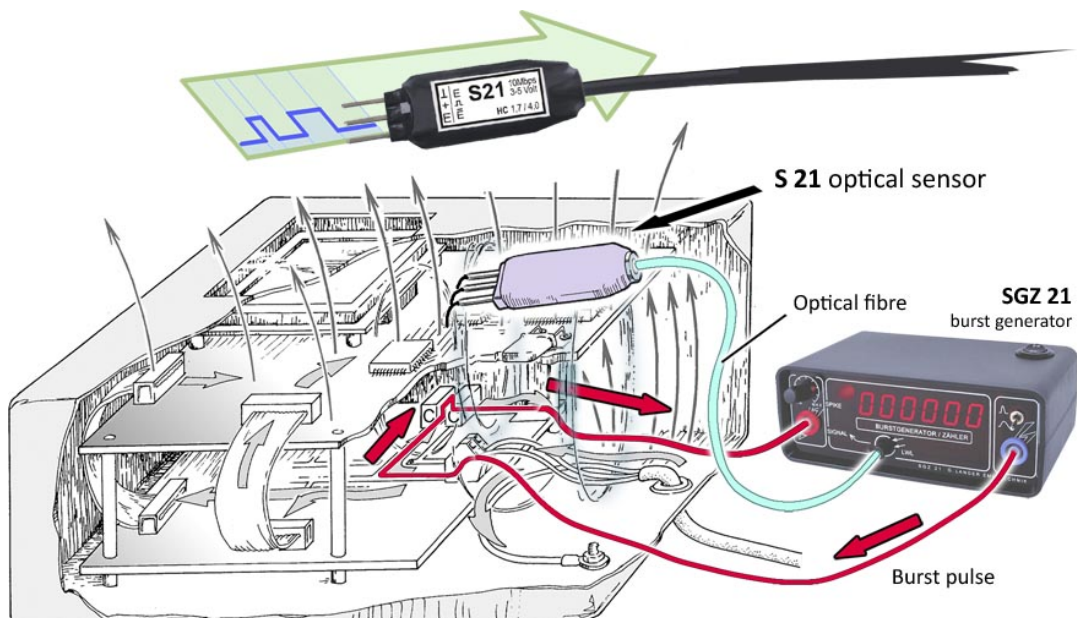
# SGZ 21

脉冲群发生器 - 脉冲密度计数器

## Measurement strategy with SGZ and magnetic field probe



## Measurement strategy with SGZ and optical sensor S21



# SGZ 21

脉冲群发生器 - 脉冲密度计数器

## Measurement strategy with SGZ magnetic field probe

