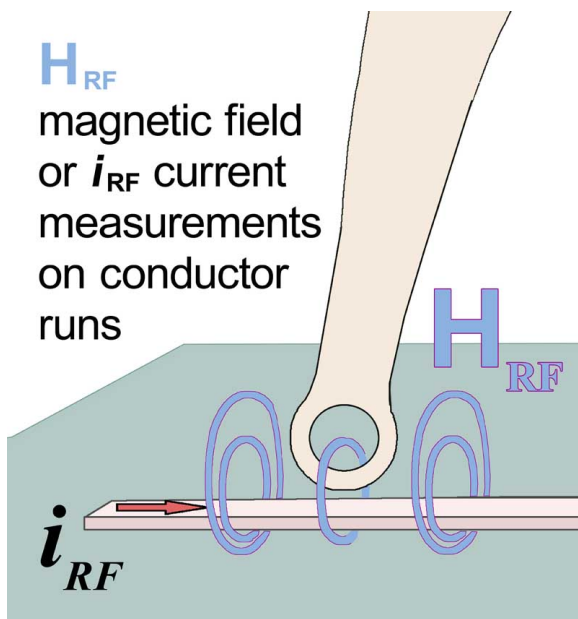


MFA-R 0.2-6 set

微型近场探头 (100MHz-6GHz)



Short description

该微型近场探头的分辨率高，在磁场检测方面性能优异，可以测量信号线 (150 μm)、SMD元器件 (0603-0201) 或者IC引脚上频率在6GHz以内的磁场。在探头上集成有放大器。放大器的电源 (9V, 100mA) 由BT 706型偏置器提供。偏置器的阻抗为50欧姆。近场探头通过706型偏置器与频谱分析仪或者示波器相连。Langer EMV 科技公司还提供该近场探头的校正特性曲线。用校正特性曲线可以将探头的输出电压换算为相应的磁场或电流值。

The MFA-K 0.2-6 is a hand-guided, active magnetic field micro probe that requires the BT 706 bias tee to operate. In principle, the MFA-K 0.2-6 has the same structure as the MFA-R 0.2-75, differing only in its frequency response. The coil opening at the probe head is laterally marked with black dots. The near-field micro probe is small and handy. It has a current attenuating sheath and is electrically shielded. An amplifier stage is integrated into the probe head. The amplifier stage (9 V, 100 mA) is powered via the bias tee. It has an impedance of 50 Ω. The near-field micro probe is connected to a spectrum analyzer or oscilloscope with a 50 Ω input via the BT 706 bias tee. A power supply unit and the bias tee are included in the scope of delivery. With the help of the correction lines, the probe's output voltage is converted into either the respective magnetic field or the current running through the conductor.

Delivery content

- 1x MFA-R 0.2-6, 微型近场探头 (100MHz-6GHz)
- 1x BT 706, T型偏置器
- 1x SMA-SMA 1 m, SMA-SMA 测量电缆
- 1x NT FRI EU
- 1x MFA case, System case
- 1x MFA acc

Technical parameters

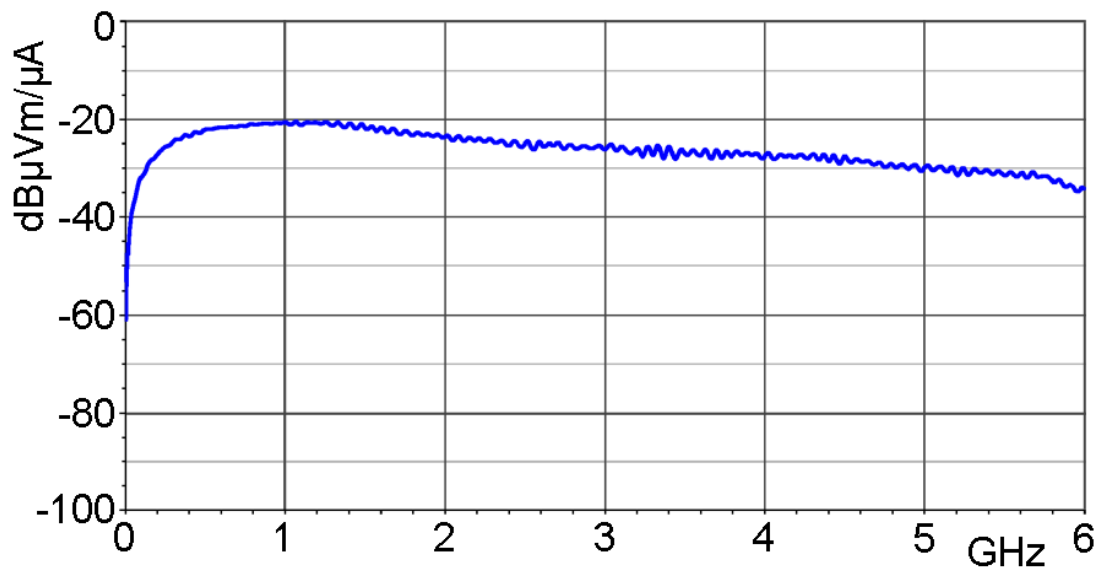
| | |
|------|-------------------|
| 频率范围 | 100 MHz ... 6 GHz |
| 分辨率 | 300 μm |
| 输出接口 | SMA, female, jack |

MFA-R 0.2-6 set

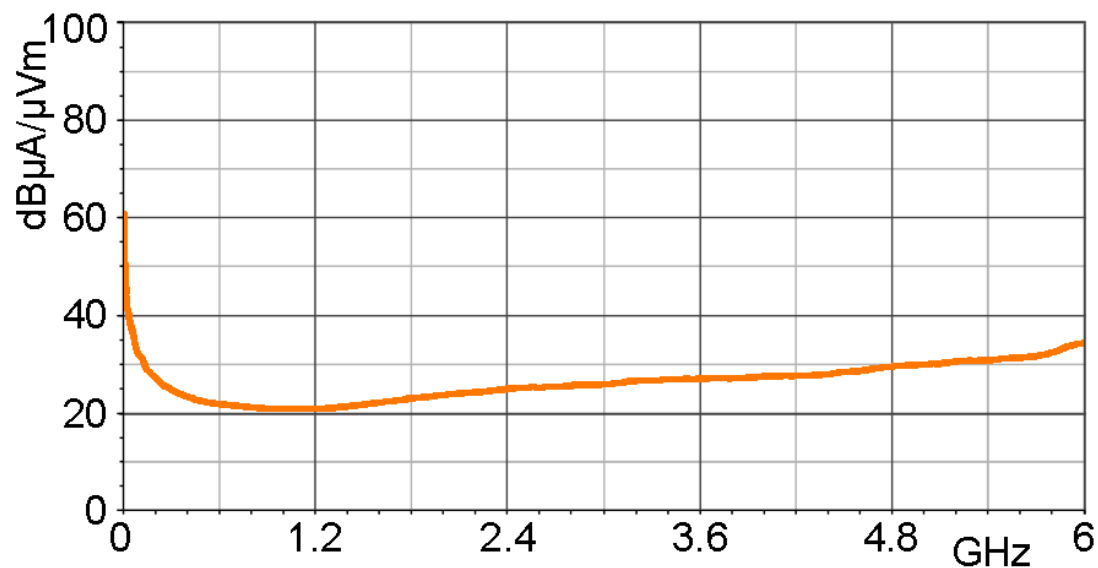
微型近场探头 (100MHz-6GHz)



频率特性 [dB μ V] / [dB μ A/m]



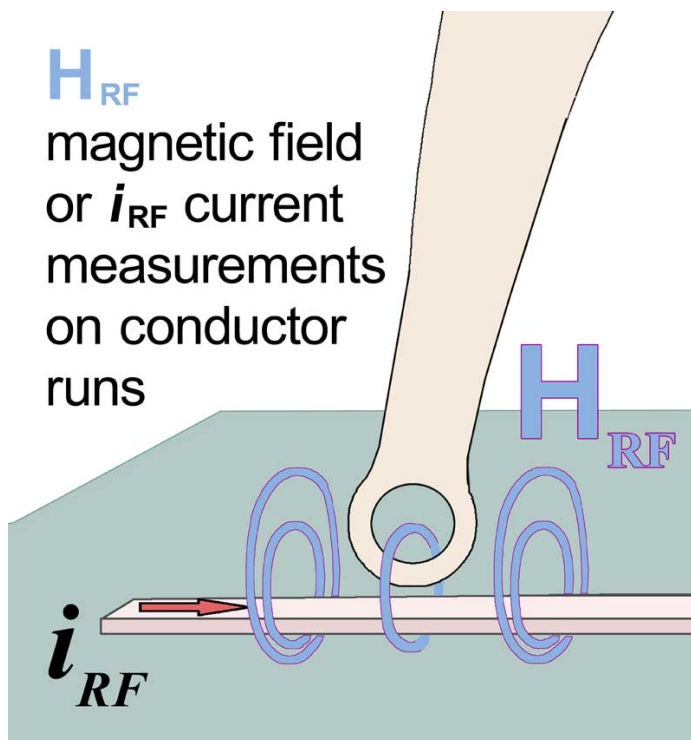
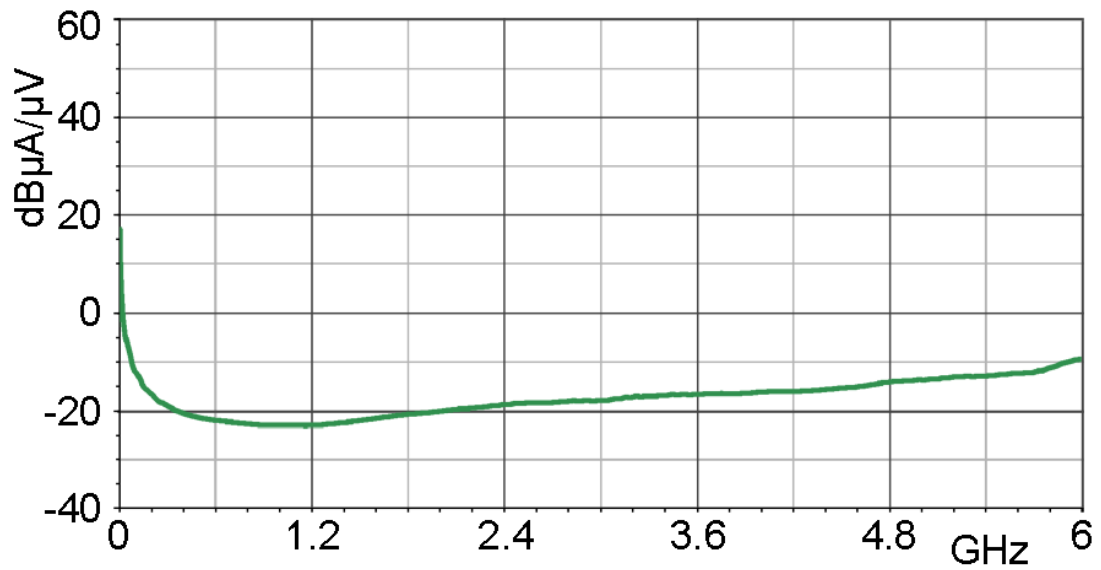
磁场校正曲线 [dB μ A/m] / [dB μ V]



MFA-R 0.2-6 set

微型近场探头 (100MHz-6GHz)

电流校正曲线 [dB μ A] / [dB μ V]




MFA-R 0.2-6 set

微型近场探头 (100MHz-6GHz)

Probe head



Application



MFA-R 0.2-6 set

微型近场探头 (100MHz-6GHz)

MFA 0.2-6 near-field micro probe application with BT 706 bias tee

