

# LF-R 50

磁场探头 (100KHz-50MHz)



## Short description

LF-R 50型磁场探头适用于检测约3cm范围内的组装件、设备或电缆。这种磁场探头会把较大的元件识别为干扰源。

The LF-R 50 is a passive near-field probe.

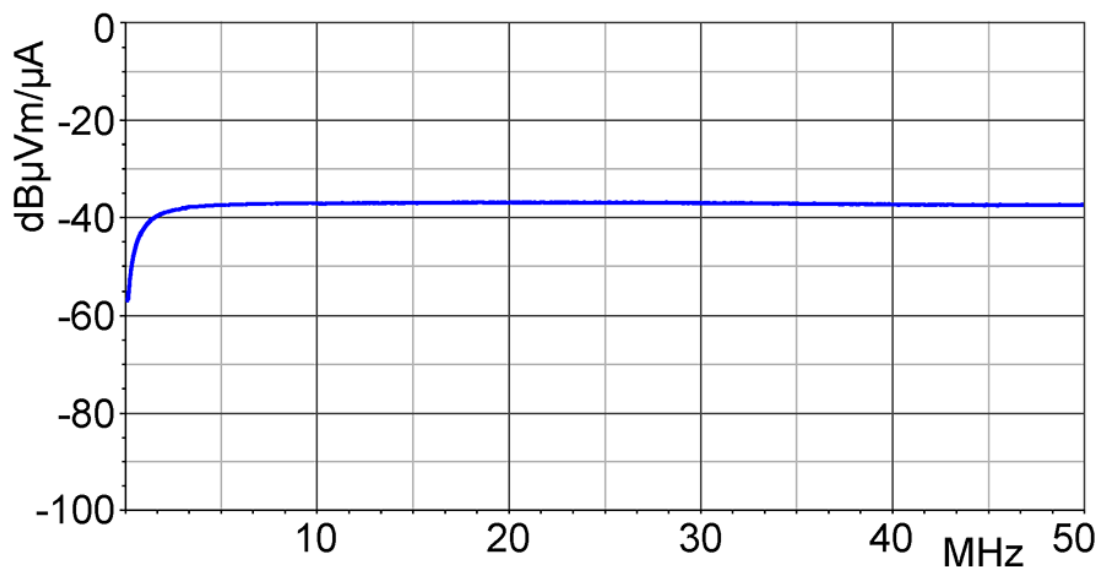
Due to its diameter, sensitivity, and resolution the LF-R 50 functions between the ranges of the LF-R 400 and LF-R 3 near-field probes.

The near-field probe is small and handy. It has a current attenuating sheath and, therefore, is electrically shielded. It can be connected to a spectrum analyzer or an oscilloscope with a 50  $\Omega$  input. The H-field probe does not have an internal terminating resistance of 50  $\Omega$ .

## Technical parameters

频率范围	100 kHz ... 50 MHz
探头尺寸	$\varnothing \approx 10$ mm
输出接口	SMB, male, jack

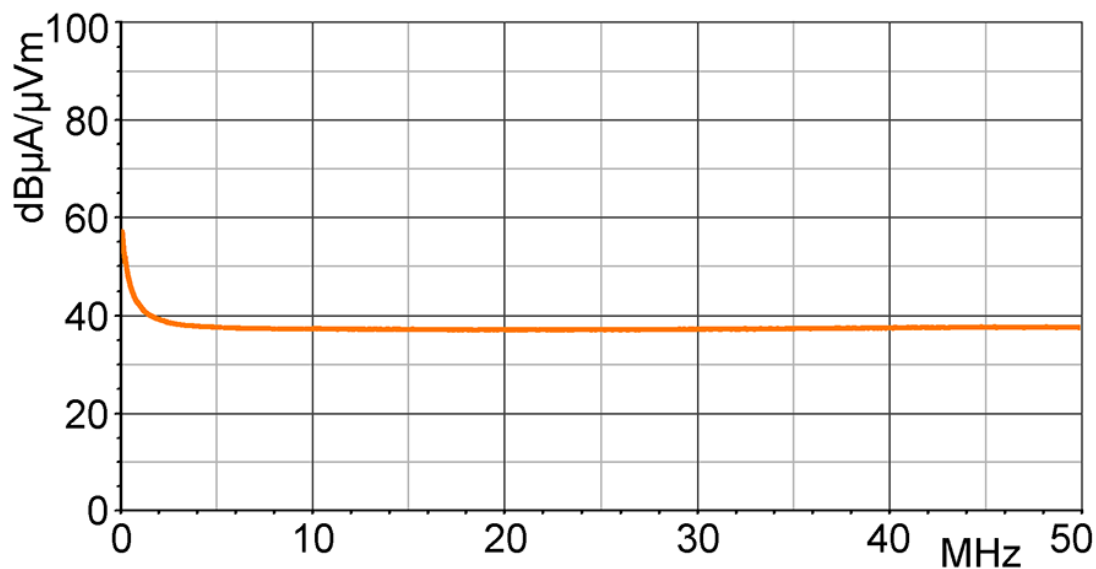
频率特性 [dB $\mu$ V] / [dB $\mu$ A/m]



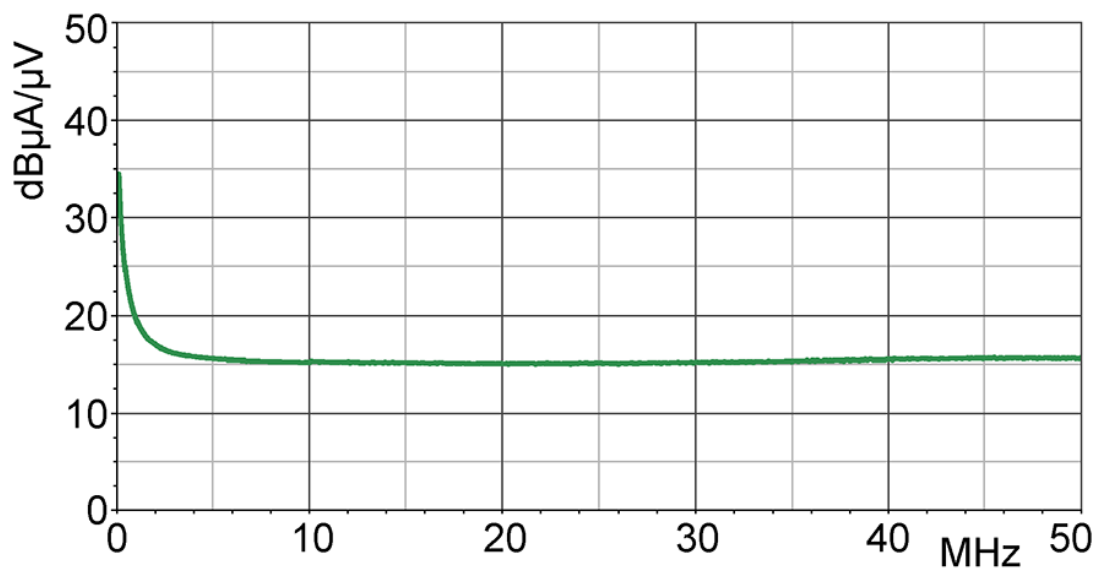
# LF-R 50

磁场探头 (100KHz-50MHz)

磁场校正曲线 [dB $\mu$ A/m] / [dB $\mu$ V]

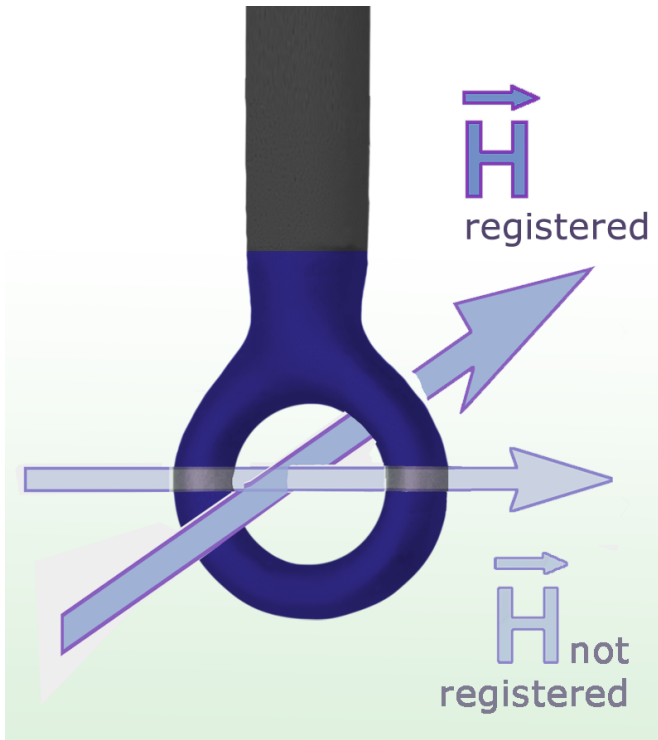


电流校正曲线 [dB $\mu$ A] / [dB $\mu$ V]



# LF-R 50

磁场探头 (100KHz-50MHz)



Probe head

