ICE1 set

IC Test Environment

Short description

The IC test system is designed for the measuremet of EMC behavior of circuits (ICs) at specific radiated or conducted disturbance influences and for transmission measurements. The test IC is tested in operation. The ICE1 test environment generates the functional environment of the test ICs. The respective measuring task is done with the appropriate probe set. These sets are not included in the scope of delilvery.

The test IC is installed on the test PC board. The costumer can prepare the test PC board (IC test instructions of Langer EMV-Technik GmbH) or the costumer can place an order at Langer EMV-Technik GmbH. The PC board is inserted into the GND 25 ground plate and via a connector connected to CB 0708 connecting board. Other ICE1 set components are: different ground adapter for testing different PC boards, connection board control software, an oscilloscope adapter for transforming measured signals in order to visualize them at the oscilloscope. Additional equipment for setting up IC test stations are included in the scope of delivery as well.

Scope of delivery

1x CB 0708, Connection Board

1x CU 22, Control Unit

1x GNDA 01, Ground Adapter 22.9 mm x 22.9 mm

1x GNDA 03, Ground Adapter 22.9 mm x 68.3 mm

1x OA 4005, Oscilloscope Adapter

1x SGA 30, Probe Adapter

1x PMK ARM 130, Universal Holder

1x NT FRI EU, Power Supply Unit

1x ICE case, System Case

1x CB Control, Connection Board Control Software/ USB

1x GND 25, Ground Plane

1x GNDA 02, Ground Adapter 32.9 mm x 32.9 mm

1x GNDA 04, Ground Adapter 45.8 mm x 68.3 mm

1x DM-CAM, Digital Microscope Camera

1x TH 22, Probe Head Holder

1x USB-AB, USB Cable Type A-B

1x ICE1 acc, Accessories

1x ICE1 m, ICE1 Set User Manual

Application Set ICE1 with probe P02

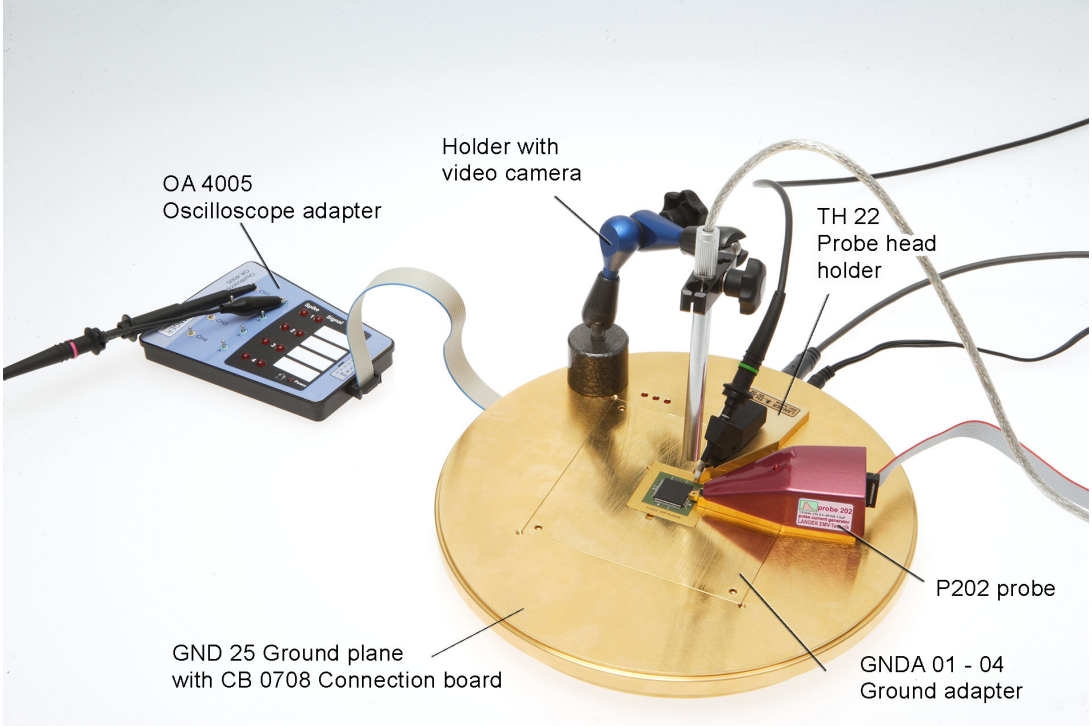

Scheme measurement set-up Set ICE1 with extern devices

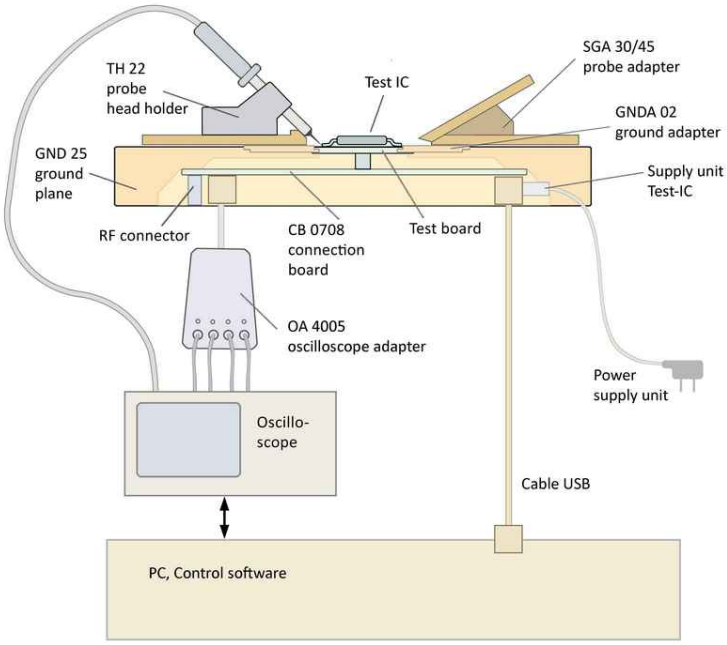

Scope of delivery Set ICE1