

# RF-R 50-1

H-Field Probe 30 MHz up to 3 GHz



## Short description

The RF-R 50-1 H-field probe is designed for measurements at assemblies, devices, or cables at distances up to approx. 3 cm. The H-field probe can identify larger components as interference sources.

The RF-R 50-1 is a passive near-field probe. Due to its medium size diameter (10 mm) it covers less of the magnetic field and is, therefore, less sensitive in comparison to the RF-R 400-1 probe. The RF-R 50-1 probe has a higher resolution than RF-R 400-1. In contrast to the H-field probe RF-R 3-2, the RF-R 400-1 covers more of the magnetic field and is more sensitive. As a result it has a lower resolution. It has a current attenuating sheath and, is therefore, electrically shielded. It can be connected to a spectrum analyzer or an oscilloscope with a 50  $\Omega$  input. The H-field probe does not have an internal terminating resistance of 50  $\Omega$ .

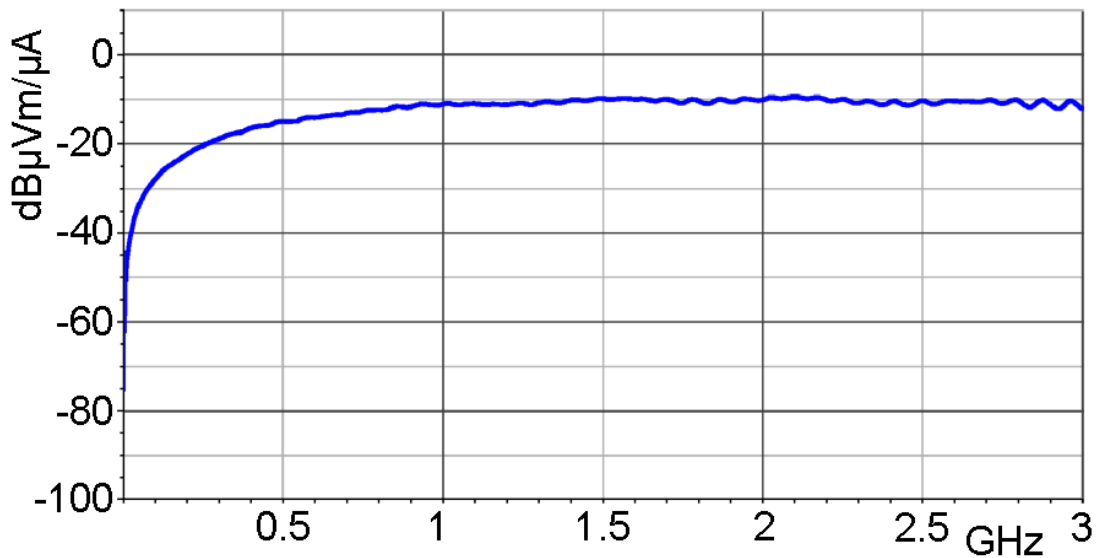
## Technical parameters

|                       |                             |
|-----------------------|-----------------------------|
| Frequency range       | 30 MHz ... 3 GHz            |
| Probe head dimensions | $\varnothing \approx 10$ mm |
| Connector - output    | SMB, male, jack             |
| Weight                | 15 g                        |

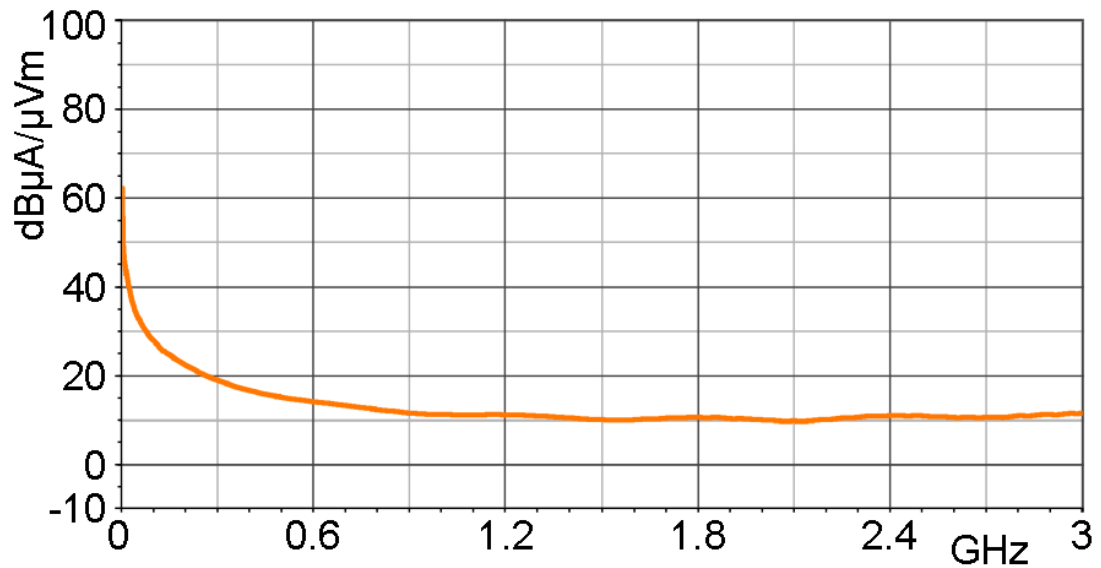
# RF-R 50-1

H-Field Probe 30 MHz up to 3 GHz

Frequency response [dB $\mu$ V] / [dB $\mu$ A/m]



H-field correction curve [dB $\mu$ A/m] / [dB $\mu$ V]



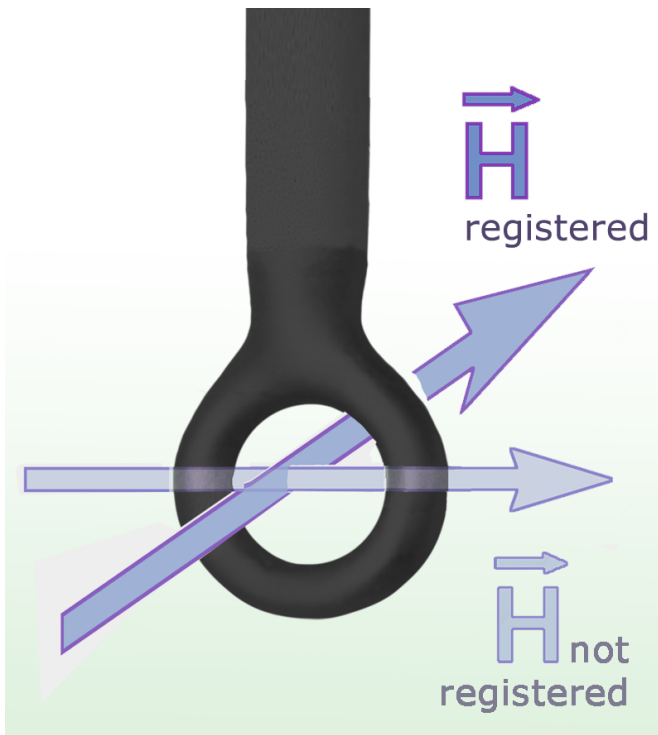
# RF-R 50-1

H-Field Probe 30 MHz up to 3 GHz

Current correction curve [dB $\mu$ A] / [dB $\mu$ V]



Measuring principles



# RF-R 50-1

H-Field Probe 30 MHz up to 3 GHz

Probe head

