

P11t

Mini Burst Field Generator (B, Trigger)



Short description

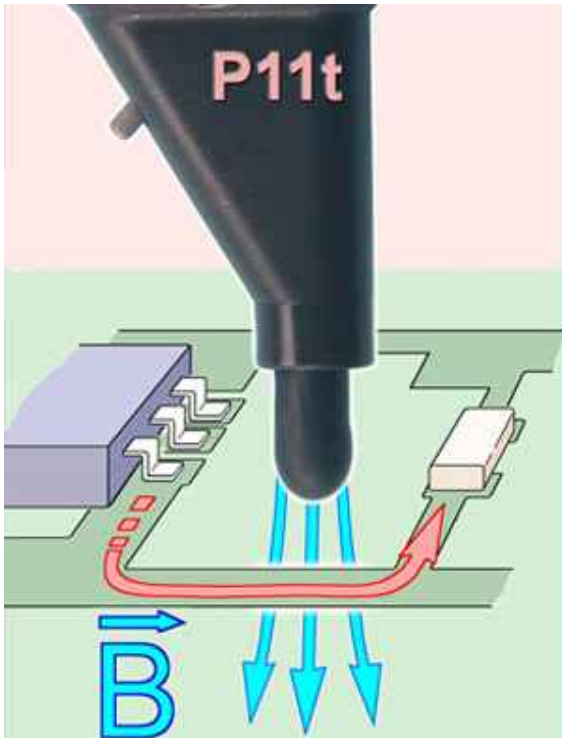
The P11t mini burst generator creates a magnetic disturbance field of approx. 3 mm diameter on its tip. The field and its signals from devices under test or external signal generators can be synchronized via the TTL trigger input. Sensitive parts of conducting paths, components and component connectors can be localized with P11t.

Triggering the disturbance field allows the P11t to precisely analyze the noise immunity of complex electronic circuits during certain operating conditions. Conventional generators and test stations can be used to determine whether a device complies with the standard noise immunity required by law. However, weak spots on an assembly can not be precisely located. Detailed information about their location, susceptibility, and type of action (E or B field susceptibility) are required to easily and efficiently locate them on the printed circuit board and eliminate them. Mini burst field generators are handy and can be used at the electronic developer's workspace.

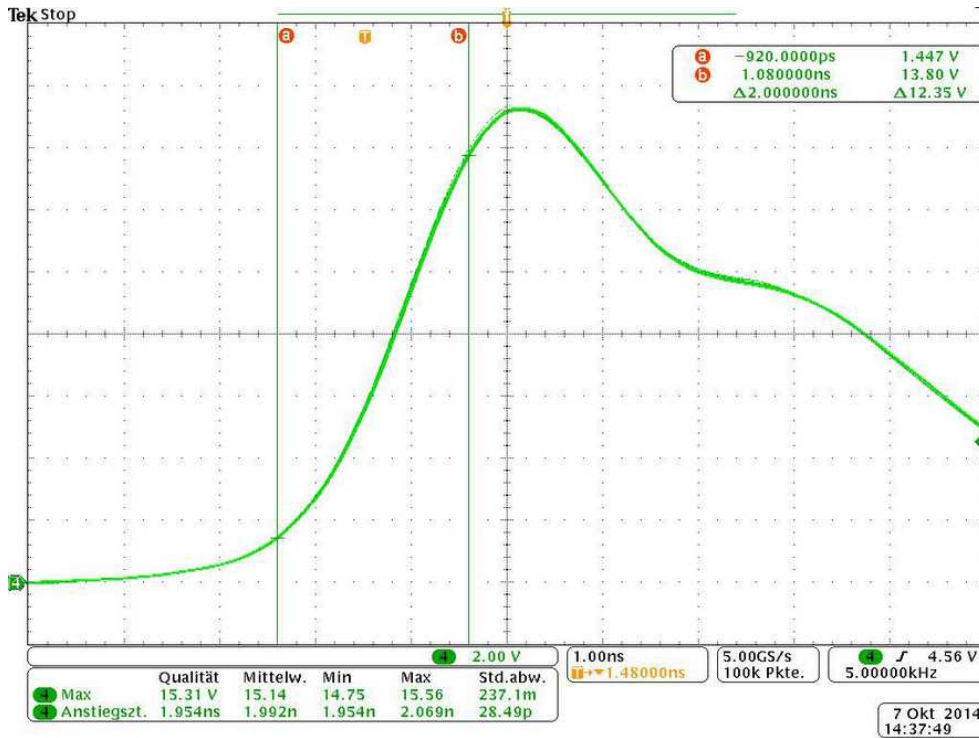
Technical parameters

Generator voltage	400 V
External trigger input	SMB, male, jack; 5 V TTL
Generated magnetic flux density	ca. 1 mT
Pulse parameter	
Pulse width	2 ns ... 8 ns
Frequency	single ... 10 kHz
Polarity	switchable
Trigger-pulse delay	3 μ s
Supply voltage	6.5 V ... 15 V
Current input	50 mA @ 6.5 V
Weight	20 g
Sizes (L x W x H)	(125 x 24 x 20) mm

Measuring principles



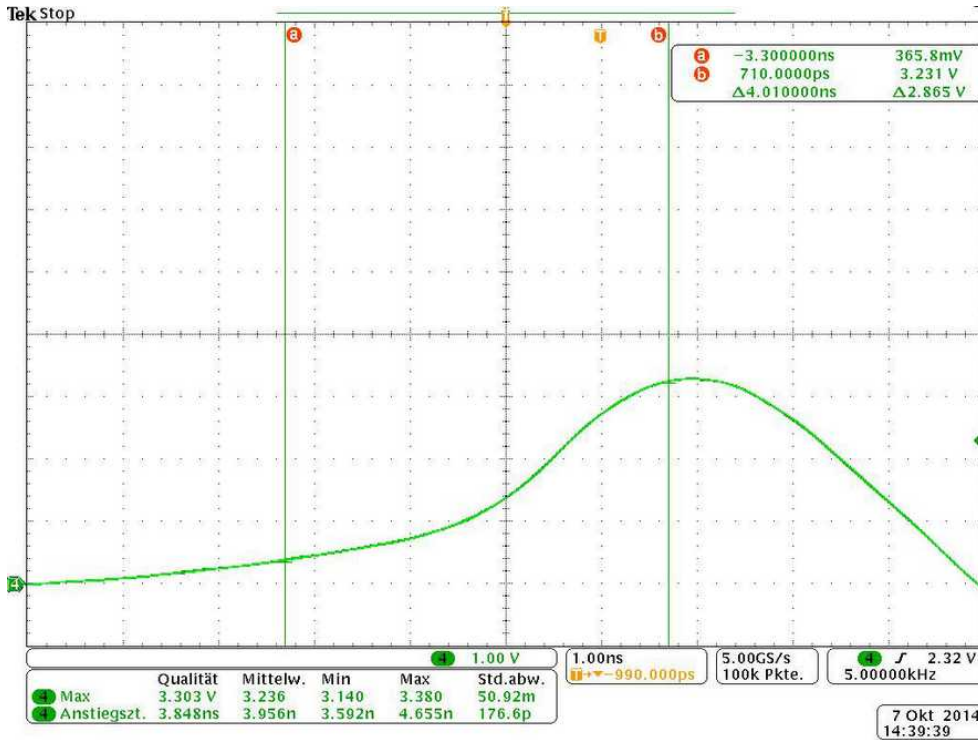
Pulse shape (maximum intensity)



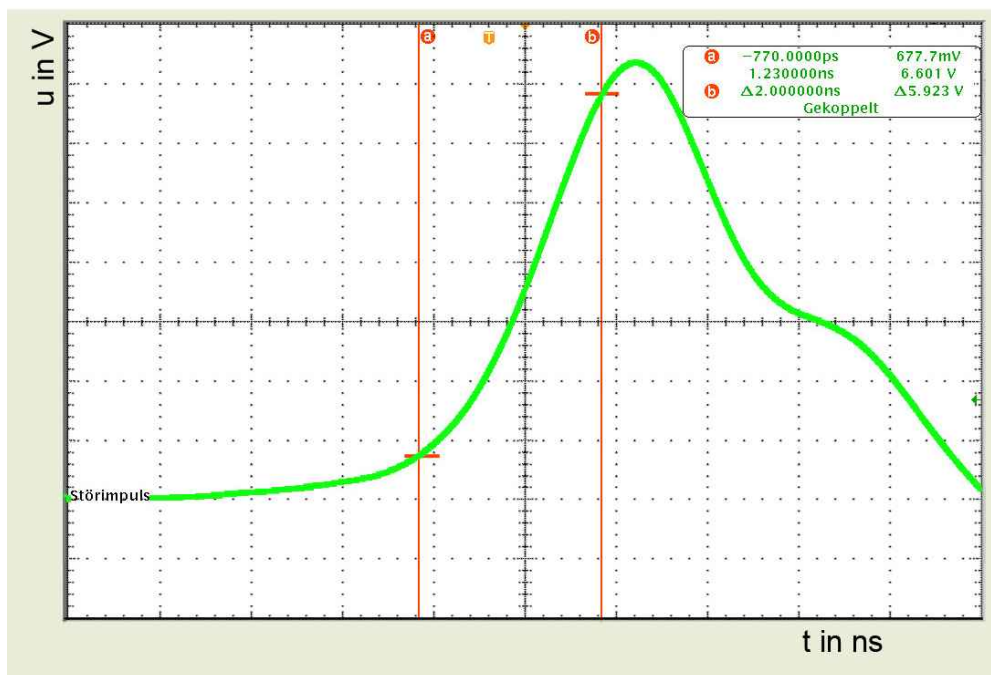
P11t

Mini Burst Field Generator (B, Trigger)

Pulse shape (minimum intensity)



Pulse shape (measured)



P11t

Mini Burst Field Generator (B, Trigger)

Design of P11t mini burst field generator

