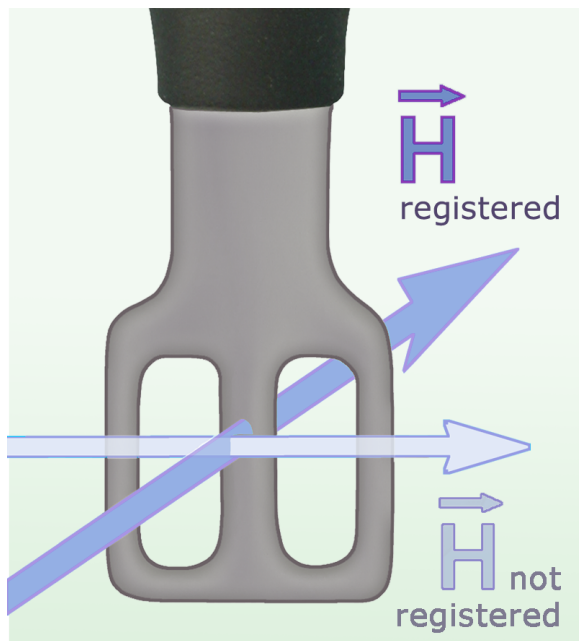


# XF-R 100-1

H-Field Probe 30 MHz up to 6 GHz



## Short description

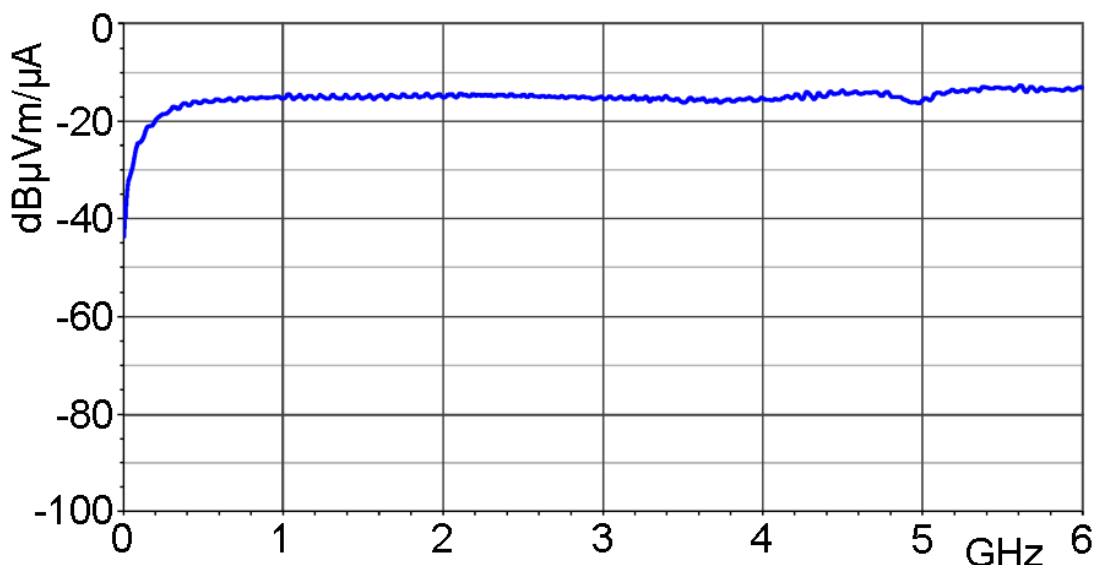
The XF-R 100-1 H-field probe is suitable for measurements around assemblies, devices or cables at a distance of up to approx. 3 cm. The H-field probe can identify larger components as potential sources of interference. The magnetic field probe has a very high bandwidth and linearity.

The XF-R 100-1 is a passive near-field probe. The probe head's size, and thus its resolution range, is between that of the XF-R 400-1 (25 mm) and XF-R 3-1 (3mm) probes. The near-field probe is small and handy. It has a current attenuating sheath and, therefore, is electrically shielded. It can be connected to a spectrum analyzer or an oscilloscope with a 50  $\Omega$  input. The H-field probe has an internal terminating resistance.

## Technical parameters

Frequency range	30 MHz ... 6 GHz
Resolution	$\varnothing \approx 10$ mm
Probe head dimensions	$\approx (10 \times 10)$ mm
Connector - output	SMA, female, jack

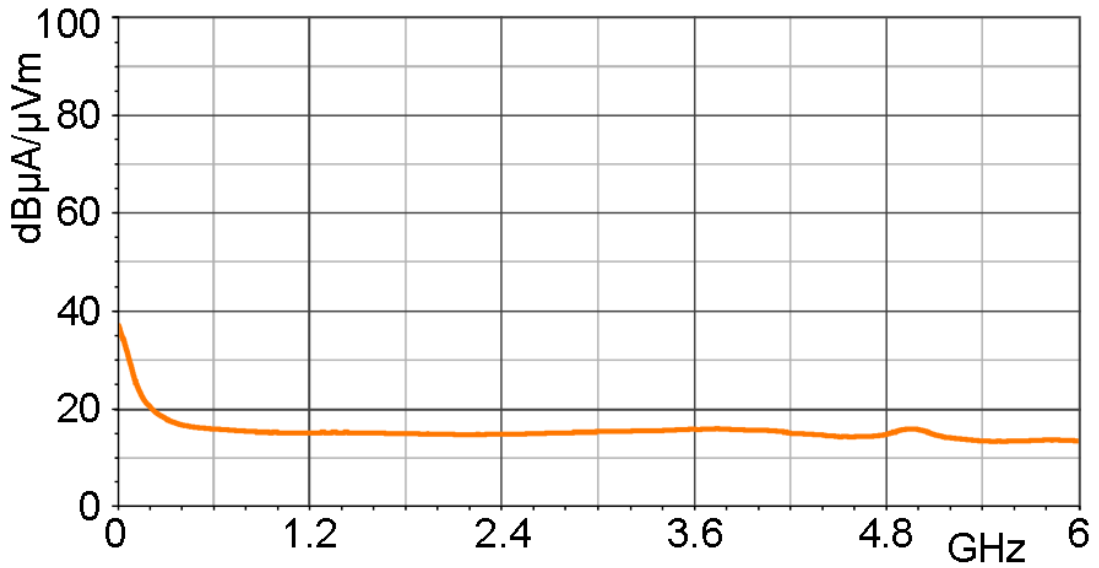
Frequency response [dB $\mu$ V] / [dB $\mu$ A/m]



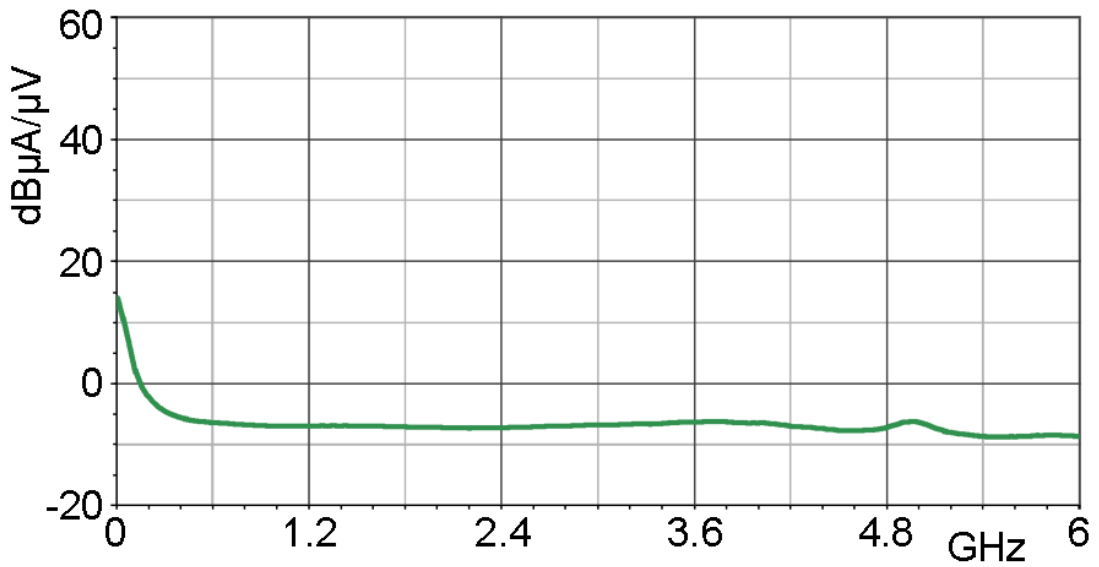
# XF-R 100-1

H-Field Probe 30 MHz up to 6 GHz

H-field correction curve [dB $\mu$ A/m] / [dB $\mu$ V]



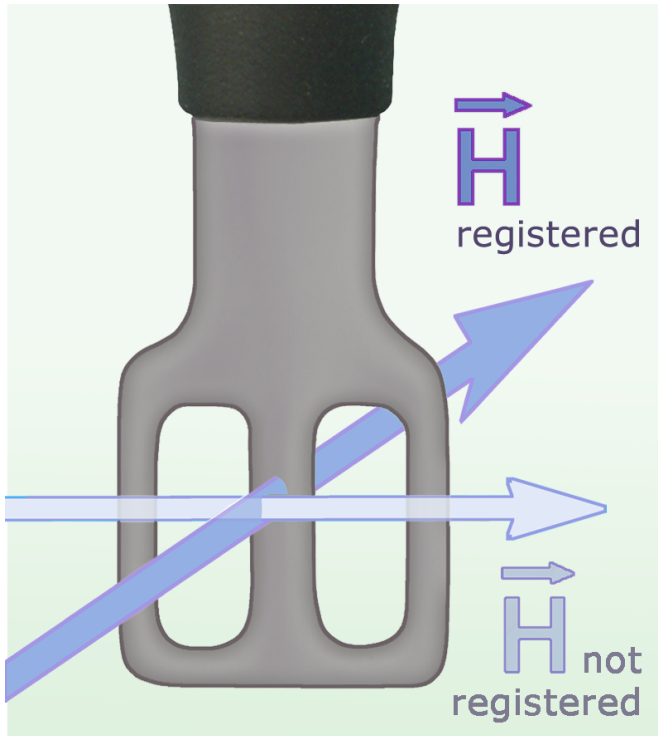
Current correction curve [dB $\mu$ A] / [dB $\mu$ V]



# XF-R 100-1

H-Field Probe 30 MHz up to 6 GHz

## Measuring principles



## Probe head

