

# LF-K 7

H-Field Probe 100 kHz up to 50 MHz



## Short description

The LF-K 7 near-field probe has two coils, which detect semi-circular magnetic field lines. Such magnetic field lines occur at lines, rod-like constructional components, cable connectors, and along edges of flat constructional components. The probe functions like a coupling clamp.

The LF-K 7 is a passive near-field probe. In contrast to the LF-U 5 probe, the LF-K 7 probe does not detect field lines entering the probe head laterally.

The near-field probe detects inhomogeneous magnetic fields which enter the bottom of the probe head through one coil, curve circularly around the head and exit through the second coil. Superposed homogeneous fields are not detected by the special probe head. The near-field probe is small and handy. It has a current attenuating sheath and, therefore, is electrically shielded. It can be connected to a spectrum analyzer or an oscilloscope with a 50  $\Omega$  input. The H-field probe does not have an internal terminating resistance of 50  $\Omega$ .

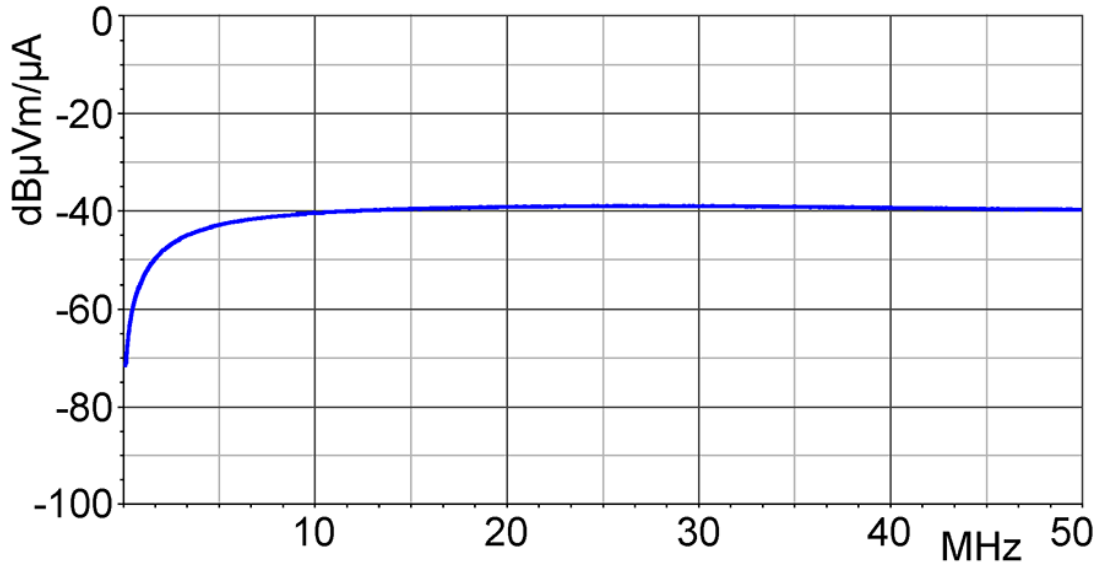
## Technical parameters

|                       |                       |
|-----------------------|-----------------------|
| Frequency range       | 100 kHz ... 50 MHz    |
| Resolution            | $\approx$ 5 mm        |
| Probe head dimensions | $\approx$ (6 x 10) mm |
| Connector - output    | SMB, male, jack       |

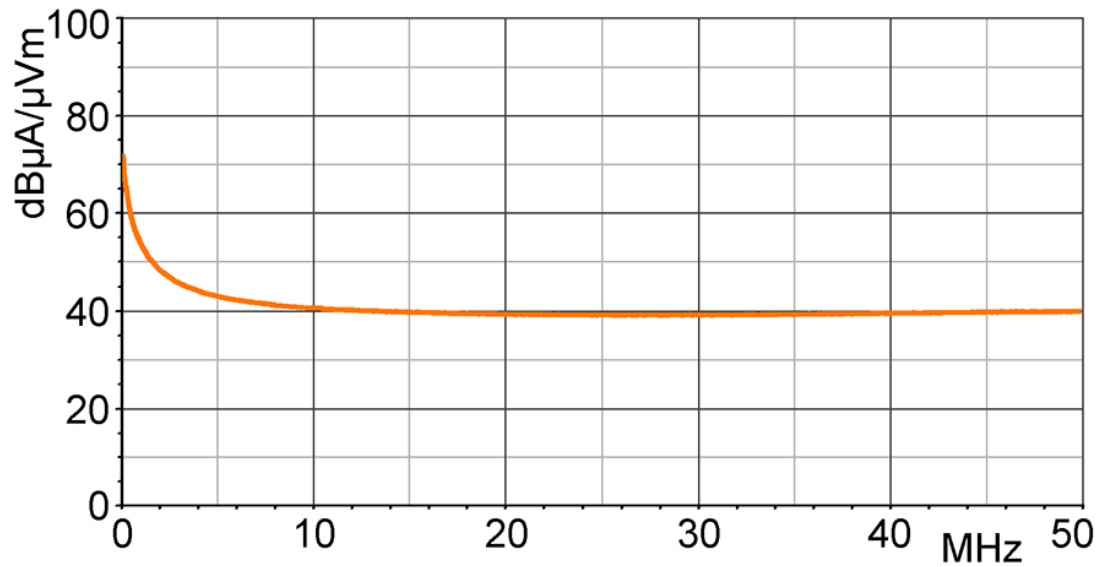
# LF-K 7

H-Field Probe 100 kHz up to 50 MHz

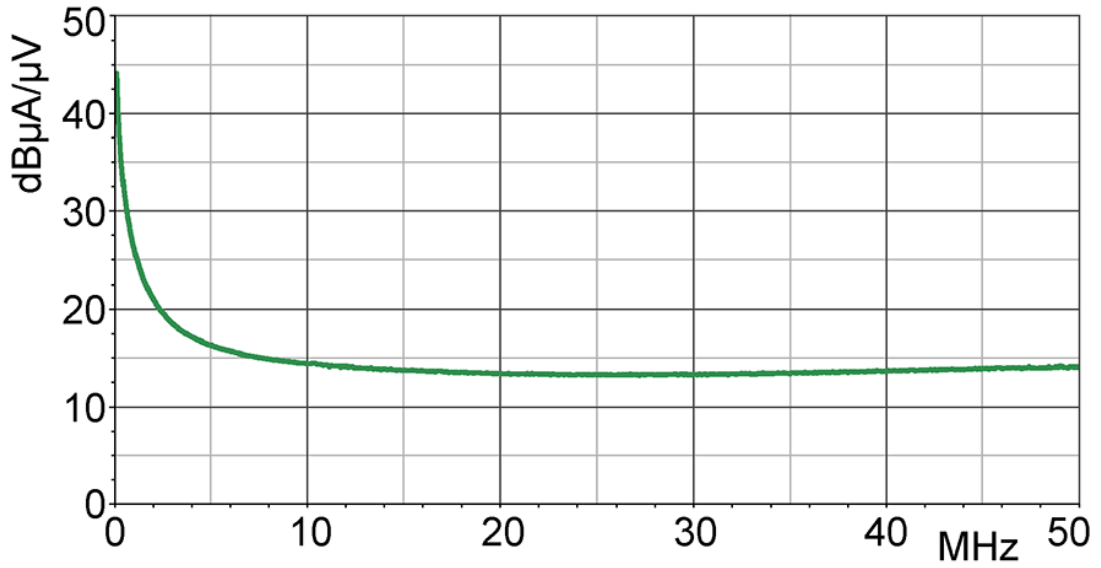
Frequency response [dB $\mu$ V] / [dB $\mu$ A/m]



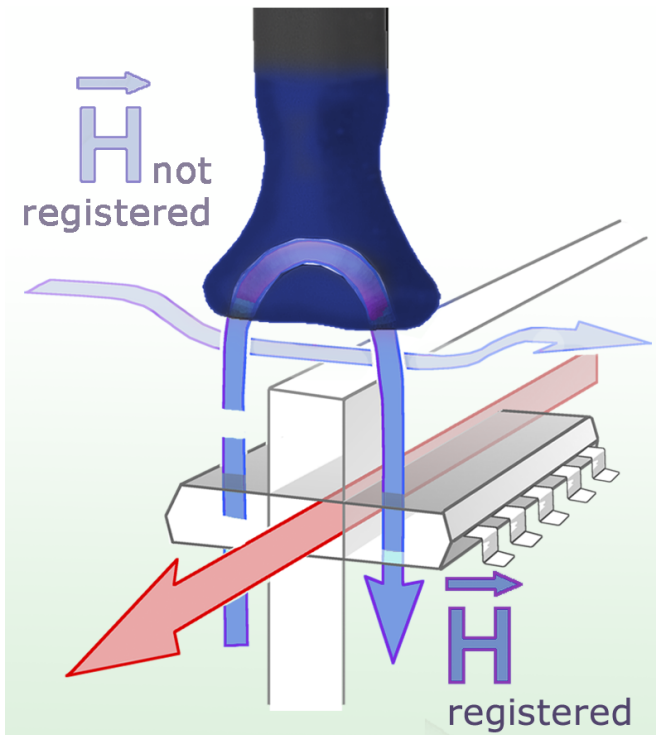
H-field correction curve [dB $\mu$ A/m] / [dB $\mu$ V]



Current correction curve [dB $\mu$ A] / [dB $\mu$ V]



Measuring principles



# LF-K 7

H-Field Probe 100 kHz up to 50 MHz

Probe head

