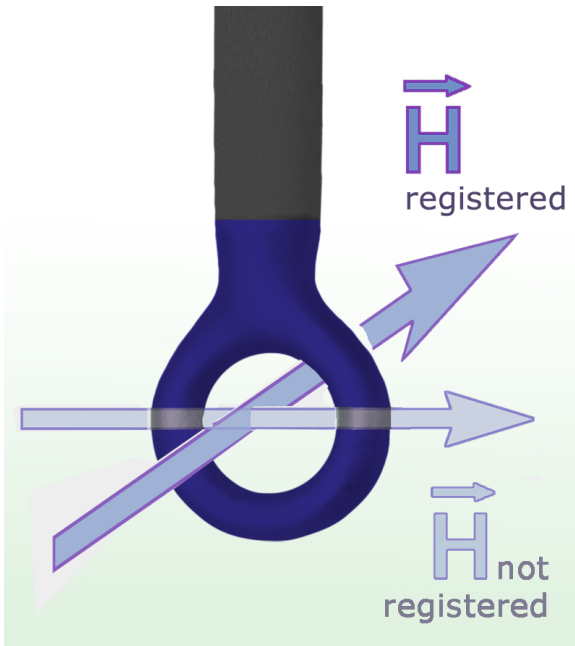


# LF-R 50

H-Field Probe 100 kHz up to 50 MHz



## Short description

The H-field probe LF-R 50 is designed to measure assemblies, devices, or cables at a distance up to 3 cm. This allows larger components to be detected as possible sources of interference.

The LF-R 50 is a passive near-field probe.

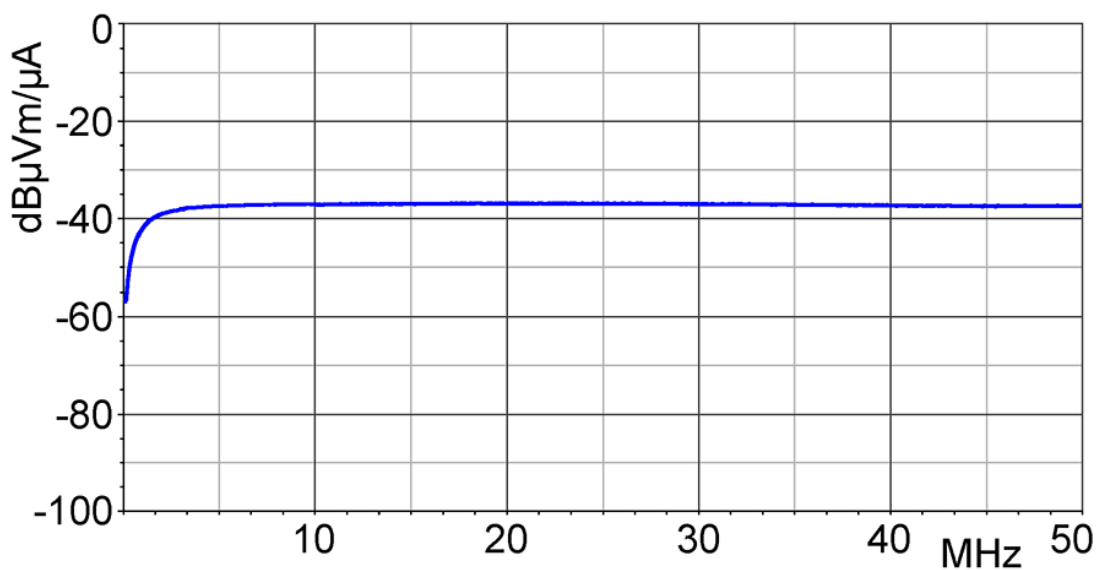
Due to its diameter, sensitivity, and resolution the LF-R 50 functions between the ranges of the LF-R 400 and LF-R 3 near-field probes.

The near-field probe is small and handy. It has a current attenuating sheath and, therefore, is electrically shielded. It can be connected to a spectrum analyzer or an oscilloscope with a 50  $\Omega$  input. The H-field probe does not have an internal terminating resistance of 50  $\Omega$ .

## Technical parameters

Frequency range	100 kHz ... 50 MHz
Probe head dimensions	$\varnothing \approx 10$ mm
Connector - output	SMB, male, jack

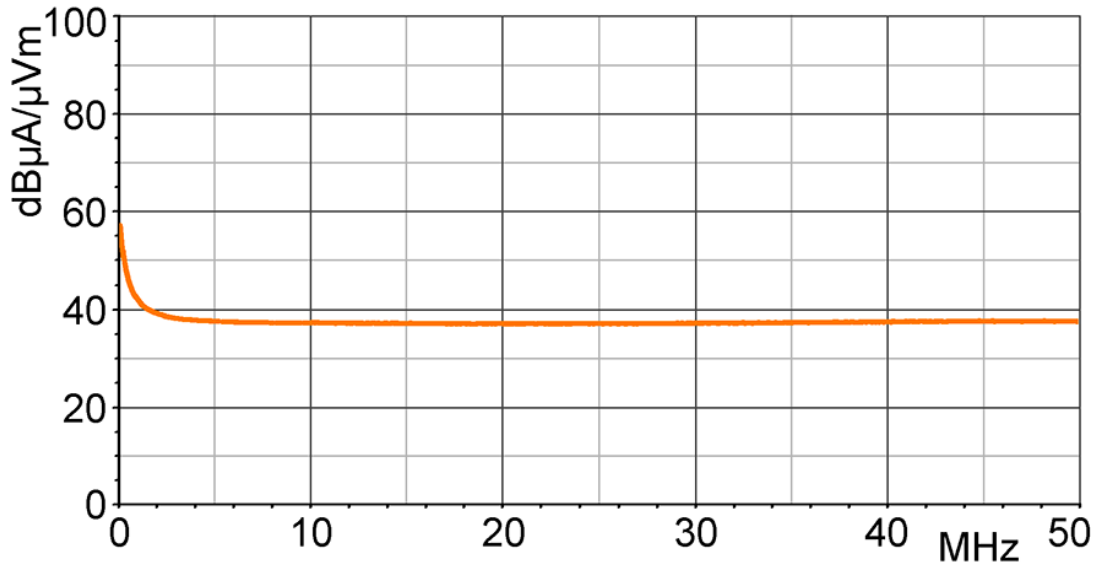
Frequency response [dB $\mu$ V] / [dB $\mu$ A/m]



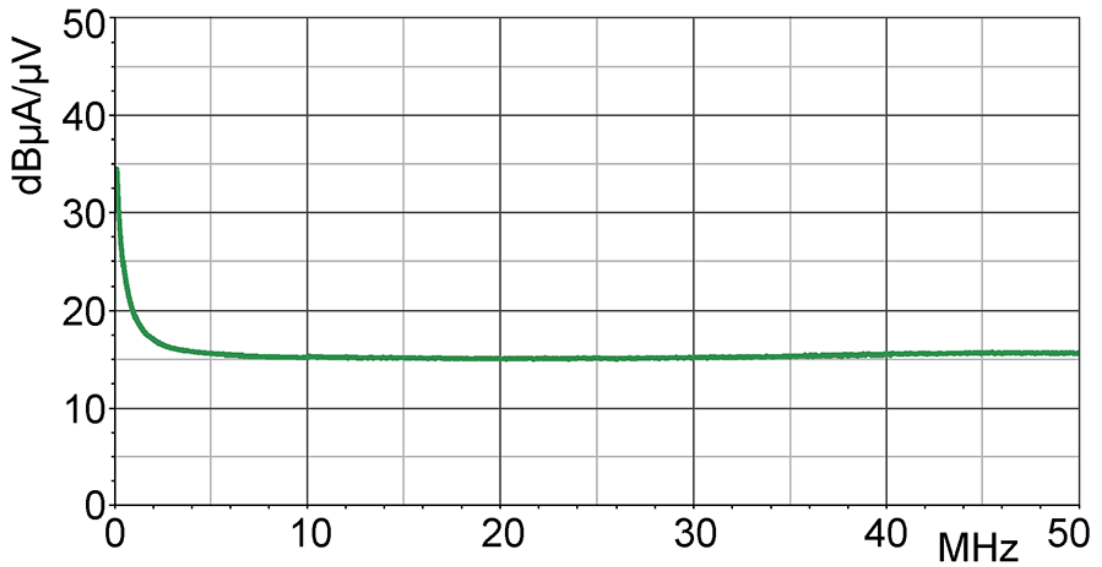
# LF-R 50

H-Field Probe 100 kHz up to 50 MHz

H-field correction curve [dB $\mu$ A/m] / [dB $\mu$ V]



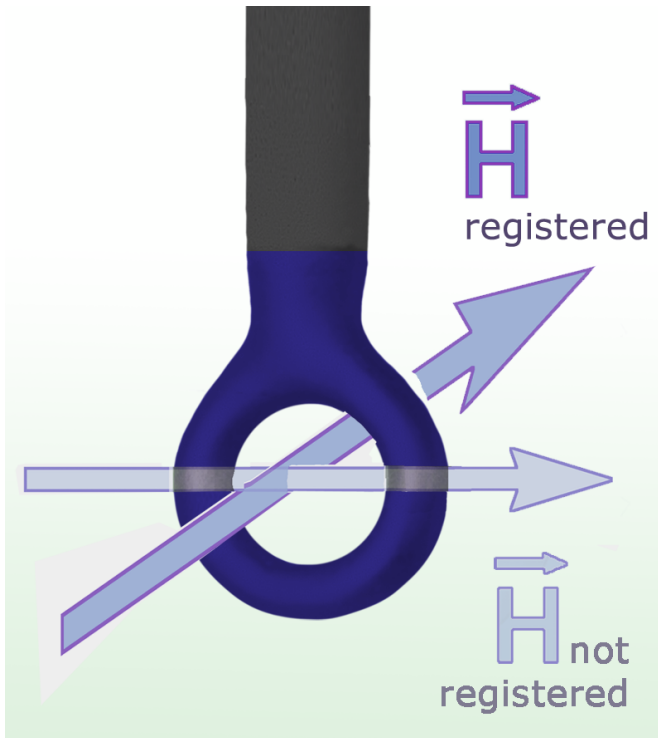
Current correction curve [dB $\mu$ A] / [dB $\mu$ V]



# LF-R 50

H-Field Probe 100 kHz up to 50 MHz

## Measuring principles



## Probe head

