

RFS-B 3-2

Scanner Probe 30 MHz up to 3 GHz



Short description

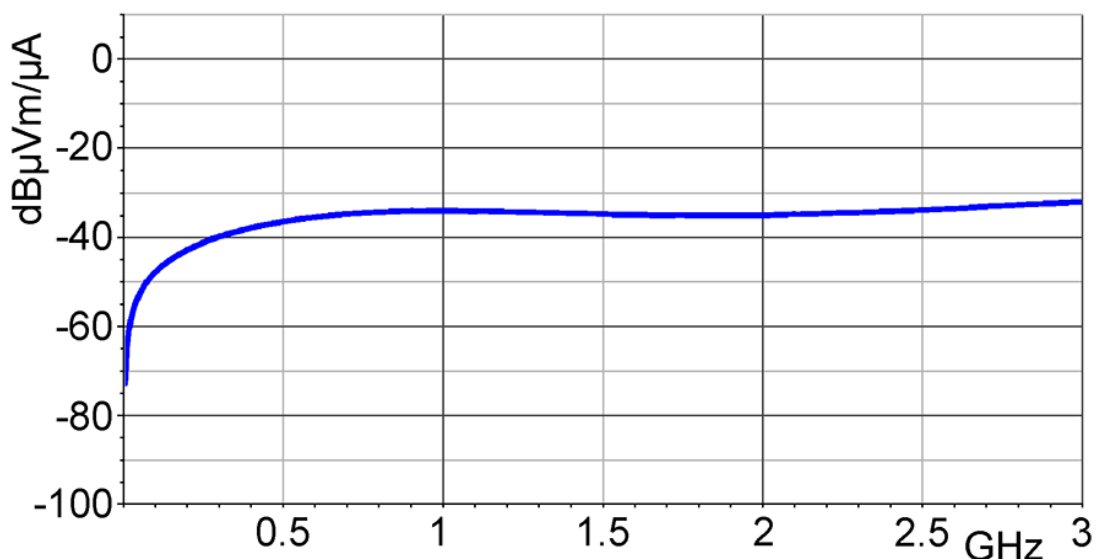
The measurement coil of the RFS-B 3-2 H-field scanner probe is arranged orthogonally to the probe shaft. This allows the probe head to be positioned very close to the assembly and to achieve a strong coupling. The RFS-B 3-2 detects magnetic field lines, which exit the measuring object orthogonally. Magnetic field lines which enter the probe laterally are not detected.

The RFS-B 3-2 is a passive near-field probe. Positioning the probe head vertically on the PC board sets the measuring coil directly onto the surface. This allows for measurements at hard-to-reach spots, e.g. between large components of on/off-controllers. The near-field probe has a sheath current attenuation and is electrically shielded. It can be connected to a spectrum analyzer or an oscilloscope with a 50 Ω input. It does not have an internal terminating resistance.

Technical parameters

Frequency range	30 MHz ... 3 GHz
Probe head dimensions	Ø 2 mm
Connector - output	SMA, male, plug
Length	≈ 55 mm

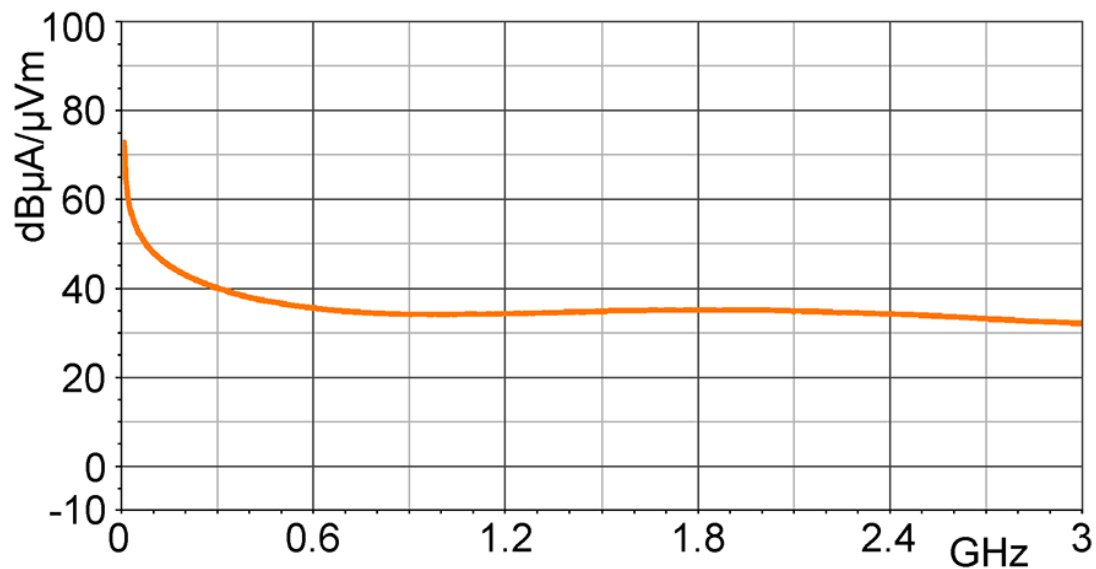
Frequency response



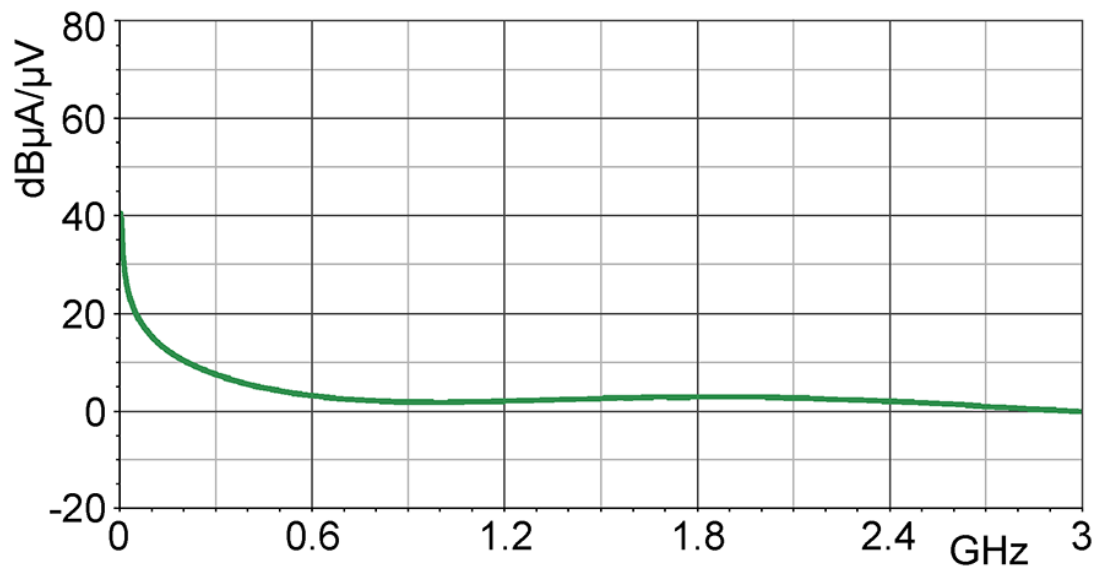
RFS-B 3-2

Scanner Probe 30 MHz up to 3 GHz

H-field correction curve [dB μ A/m] / [dB μ V]



Current correction curve [dB μ A] / [dB μ V]



RFS-B 3-2

Scanner Probe 30 MHz up to 3 GHz

Measuring principles

