

P602

RF Current Probe 0.1 Ohm



Short description

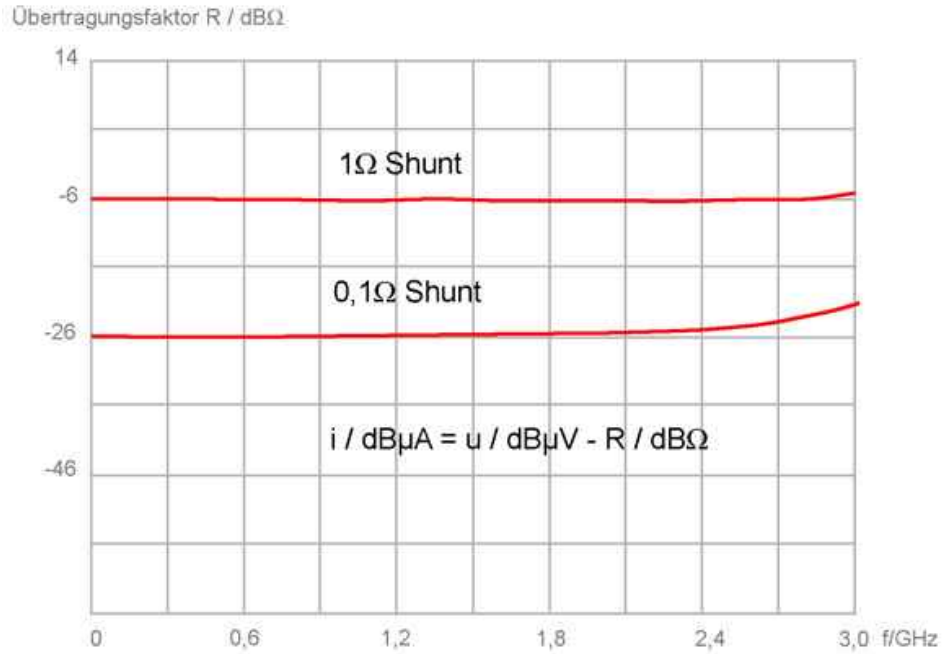
The P602 is a 0.1 ohm probe for direct measurement of high frequency (RF) current at IC pins. The measurement error, which is due to the very small resistance, is lower in comparison to P603. It is used to measure supply pins (Vdd / Vss) and signal pins.

The 0.1 ohm RF current probe has a pin contact with which IC pins can be separately contacted and measured.

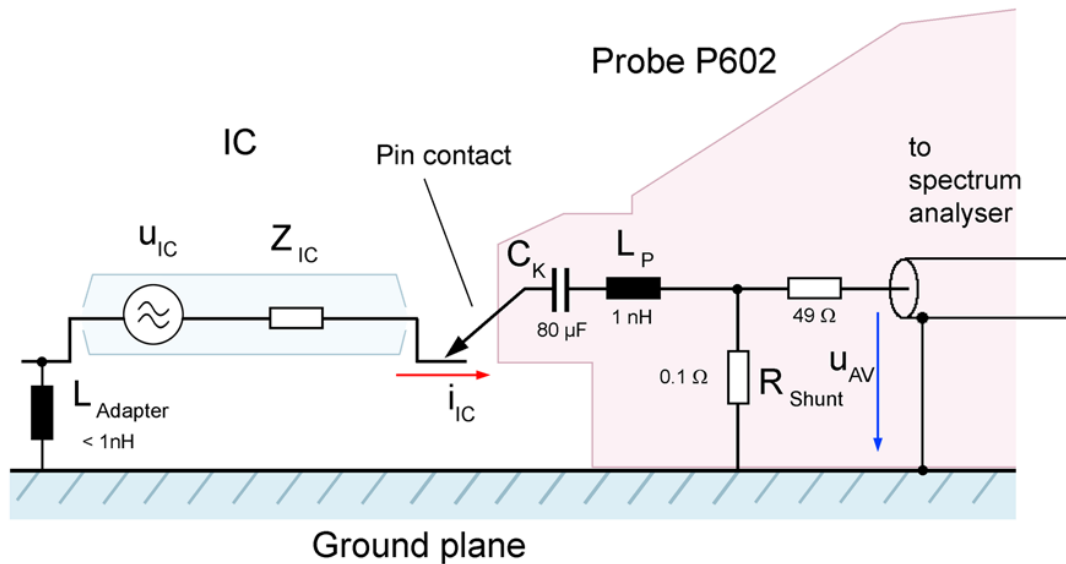
Technical parameters

Frequency range	9 kHz ... 3 GHz
Coupling capacity	8 μ F
Measuring output	50 Ω , SMB
Transfer factor voltage	-6 dB
Ammeter /current probe	
Shunt	0.1 Ω
Current correction factor R	-26 dB Ω
Inductance	1 nH
Max. power dissipation	2.5 W

Frequency response



Equivalent circuit

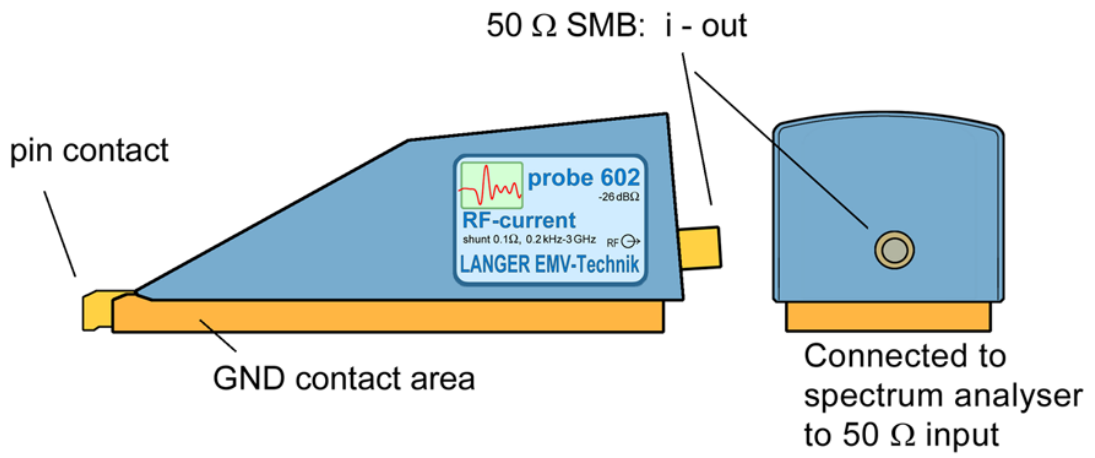


P602

RF Current Probe 0.1 Ohm



Design, view 1



Application with P602

