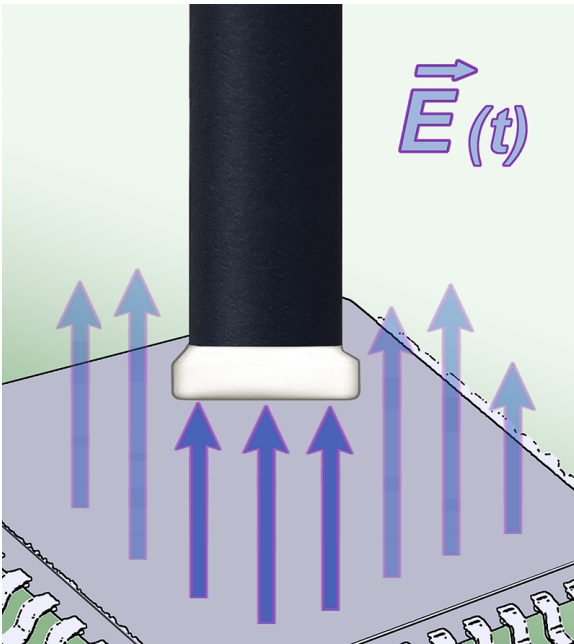


# RFS-E 03

Scanner Probe 30 MHz up to 3 GHz



## Short description

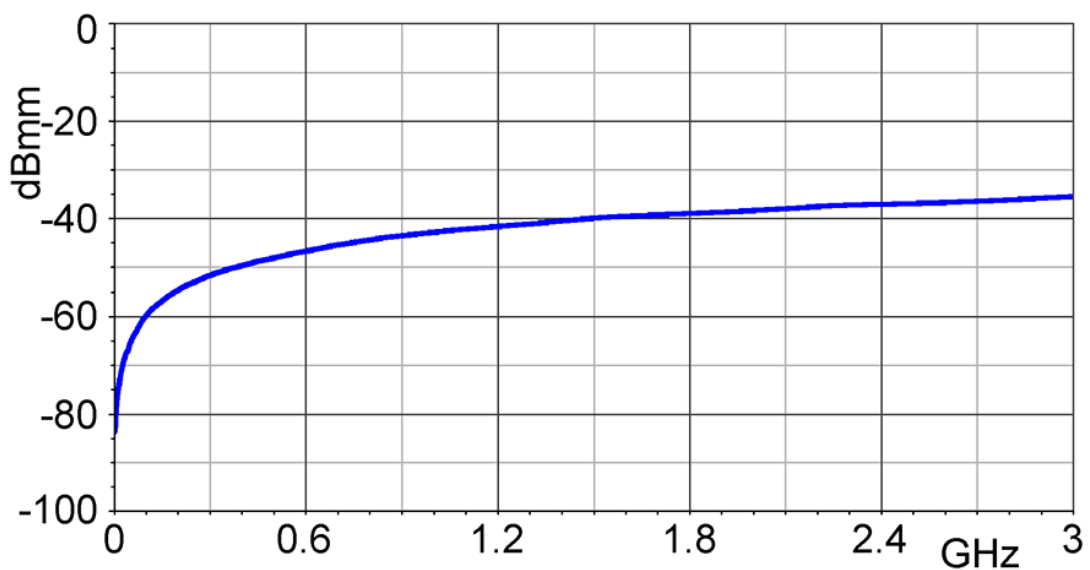
Using the approx. 4x4 mm electrode, which is located in the bottom of the RFS-E 03 probe head, E-fields from clocked lines, IC pins, and smaller components can be detected.

The RFS-E 03 is a passive near-field scanner probe. For measurements the E-field probe is positioned above the components or areas of the PC board. The near-field probe has a sheath current attenuation and is electrically shielded. It can be connected to a spectrum analyzer or an oscilloscope with a 50  $\Omega$  input. The E-field probe does not have a 50  $\Omega$  terminating resistor internally.

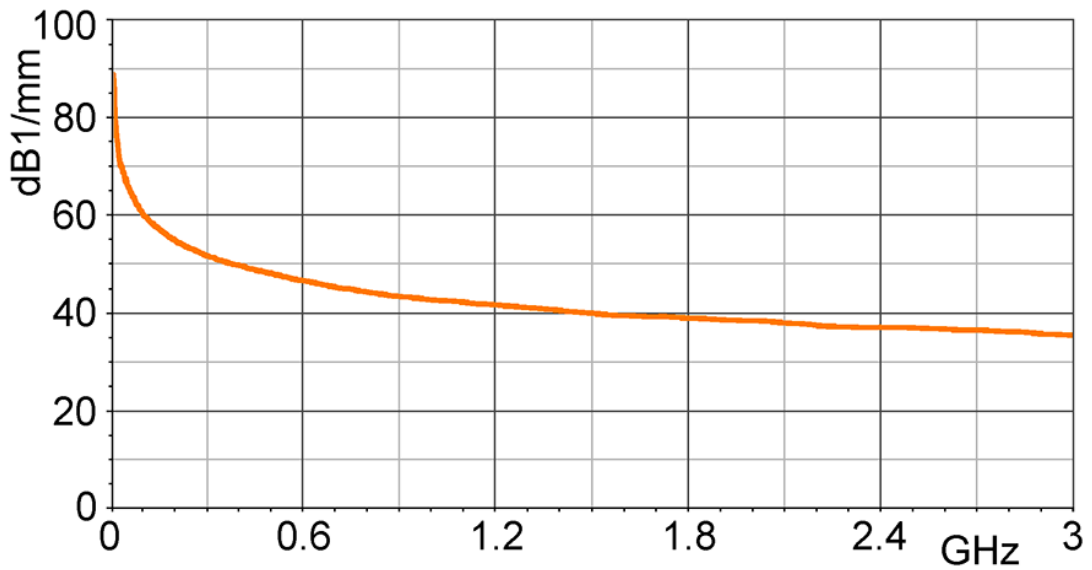
## Technical parameters

Frequency range	30 MHz ... 3 GHz
Probe head dimensions	$\approx$ (4 x 4) mm
Connector - output	SMA, male, plug
Length	$\approx$ 55 mm

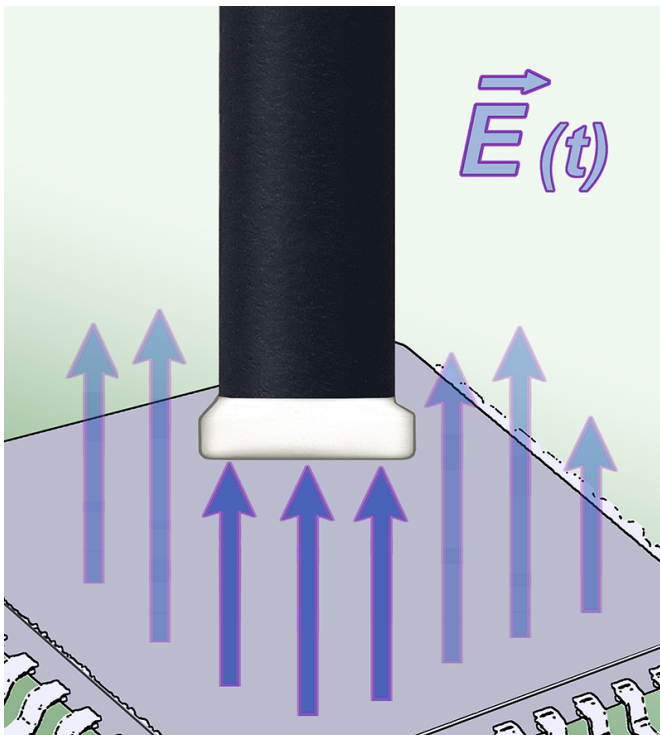
## Frequency response



E- field correction curve [dB $\mu$ V/mm] / [dB $\mu$ V]



Measuring principles



# RFS-E 03

Scanner Probe 30 MHz up to 3 GHz

**LANGER**  
EMV-Technik

