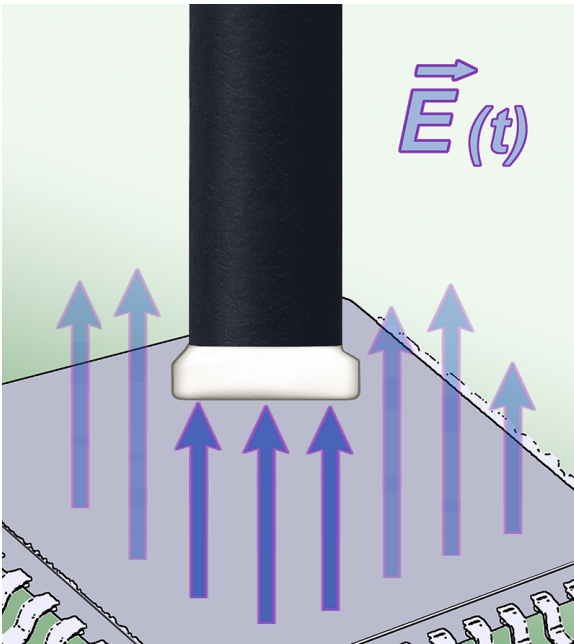


RFS-E 03

Scanner Probe 30 MHz up to 3 GHz



Short description

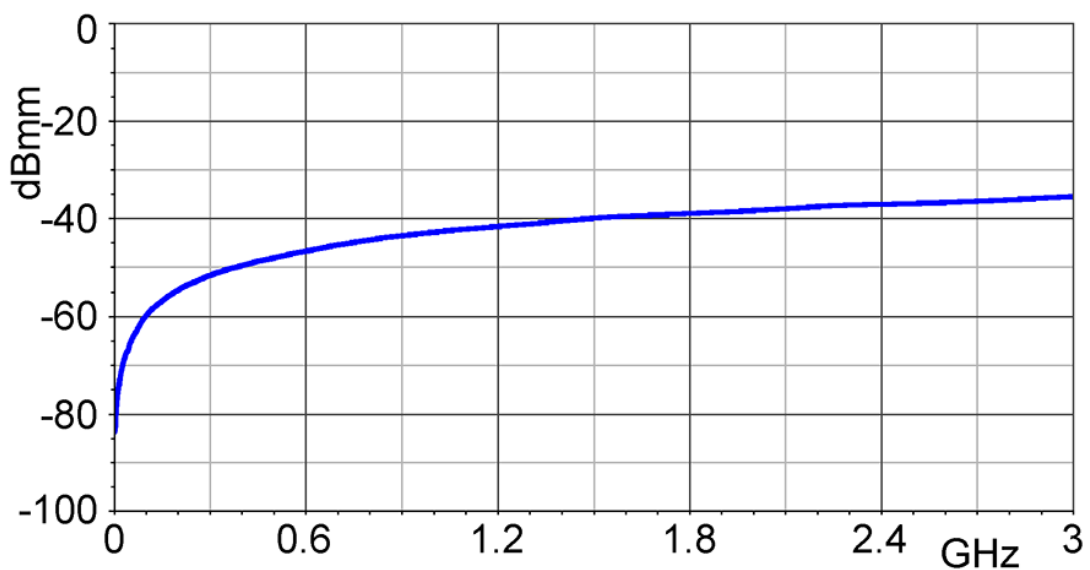
Using the approx. 4x4 mm electrode, which is located in the bottom of the RFS-E 03 probe head, E-fields from clocked lines, IC pins, and smaller components can be detected.

The RFS-E 03 is a passive near-field scanner probe. For measurements the E-field probe is positioned above the components or areas of the PC board. The near-field probe has a sheath current attenuation and is electrically shielded. It can be connected to a spectrum analyzer or an oscilloscope with a 50 Ω input. The E-field probe does not have a 50 Ω terminating resistor internally.

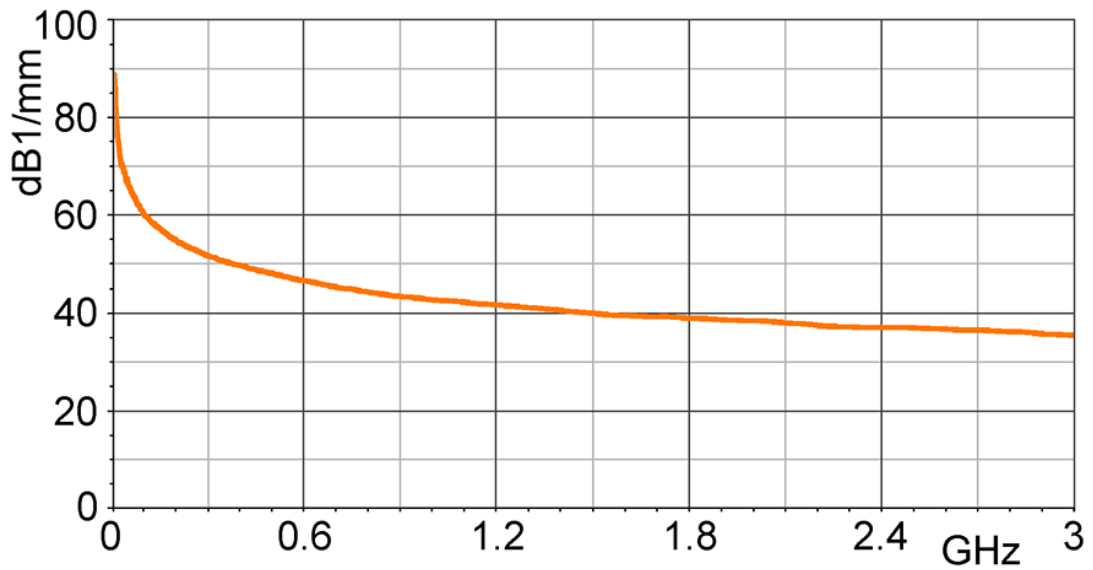
Technical parameters

| | |
|-----------------------|----------------------|
| Frequency range | 30 MHz ... 3 GHz |
| Probe head dimensions | \approx (4 x 4) mm |
| Connector - output | SMA, male, plug |
| Length | \approx 55 mm |

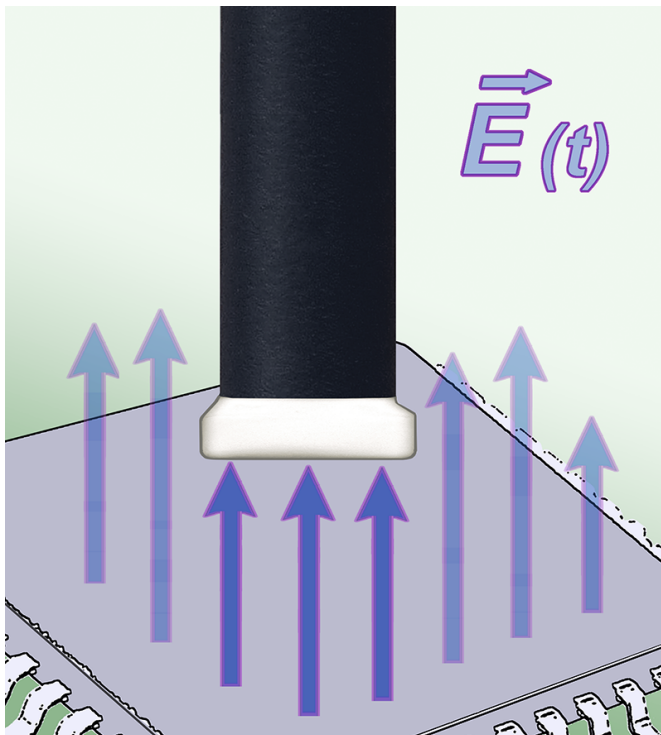
Frequency response



E- field correction curve [dB μ V/mm] / [dB μ V]



Measuring principles



RFS-E 03

Scanner Probe 30 MHz up to 3 GHz

LANGER
EMV-Technik

